



Creates Healthy Kitchen





Guangdong Golenda Intelligent Manufacturing Technology Co Ltd

Mob/Wechat/ Whatsapp: +86-13450542963

Web: www.inductionshobs.com

<https://golenda.en.alibaba.com>



Email Lornaguo@golenda.com

Company profile

GUANGDONG GOLENDIA INTELLIGENT MANUFACTURING TECHNOLOGY CO LTD is holding by the Listed company Shenzhen CHK Co., Ltd. We are a national high-tech enterprise and specialized small giant enterprise engaged in the research and development of intelligent control technology and product innovation for household appliances. Our company's shares had been listed on Beijing Stock Exchange on May 27, 2022, with stock code 831167.

The main business of Our company is the intelligent control technology and its product application in the field of household appliances, and the distribution of semiconductor components. Its main customers include well-known household appliance brands at home and abroad, such as Midea, Supor, Philips, Boss Appliances, etc. We had strong technological innovation capabilities, especially in the field of electromagnetic induction heating technology. The IH solution chip developed by us has been recognized as a "Shenzhen independent innovation product". As the leader unit, Our company has organized the development of the "Integrated Electromagnetic Heating Controller" national industry standard. Our company has explored and practiced the development path of "extending to the downstream of the industrial chain based on the chip products carrying the company's intelligent control scheme", has the ability to complete the industrial chain of household appliance, and meets the one-stop purchase needs of customers from the scheme chips to intelligent controllers and household appliance.

“Improving people's quality of life with high-quality user experience and excellent product quality, Continuously contribute to the harmonious development of nature and society “ is our Company Mission



1. Design & Verification



2. IC Programming



3. AI Workshop



6. Final Assembly



5. PCBA Manufacturing



4. SMT Workshop




• IH MODULE
YS20412/2000W




• IH MODULE
YH30303/3000W



• Mainboard for Portable EU
CHK-C15S01/2000W/220V




• Mainboard for Portable JP
CHK-C15V04/1400W/100V




• Mainboard for Commercial
CHK-2352DD/3500W/220V



• Mainboard for Commercial
CHK-1HD50/5000W/220V&380V



• Mainboard for 4 burners
CHK-E9.17A/6800W



• Mainboard for Domino burners
CHK-E9.18A/3000W/220V



• Display board for Portable
CCA02 (EMISSIVE ICON)



• Display board for Portable
CCA12 (PRESS KEY BUTTON)



• Display board for Portable
S2106 (TOUCH KEY WITH SLIDE)



• Display board for Domino burners
IR321.1



Factory



Office



Showroom



Showroom



Production Line



IC Programming Room



Test Room



Laboratory



Warehouse



New Series of Built-in Hobs Plastic bottom shell

4-Zone Induction Hob

Model/Type reference

PIF means: Plastic Induction Four hobs

x=74, 72, 70, 68, 66, 60, 55, 50

x: means power

Ratings: 220V-240V; 380V-450V;

50Hz or 60Hz; 220V; 60Hz;

Model with B mean only "B" hob with

Boost function

Z combination

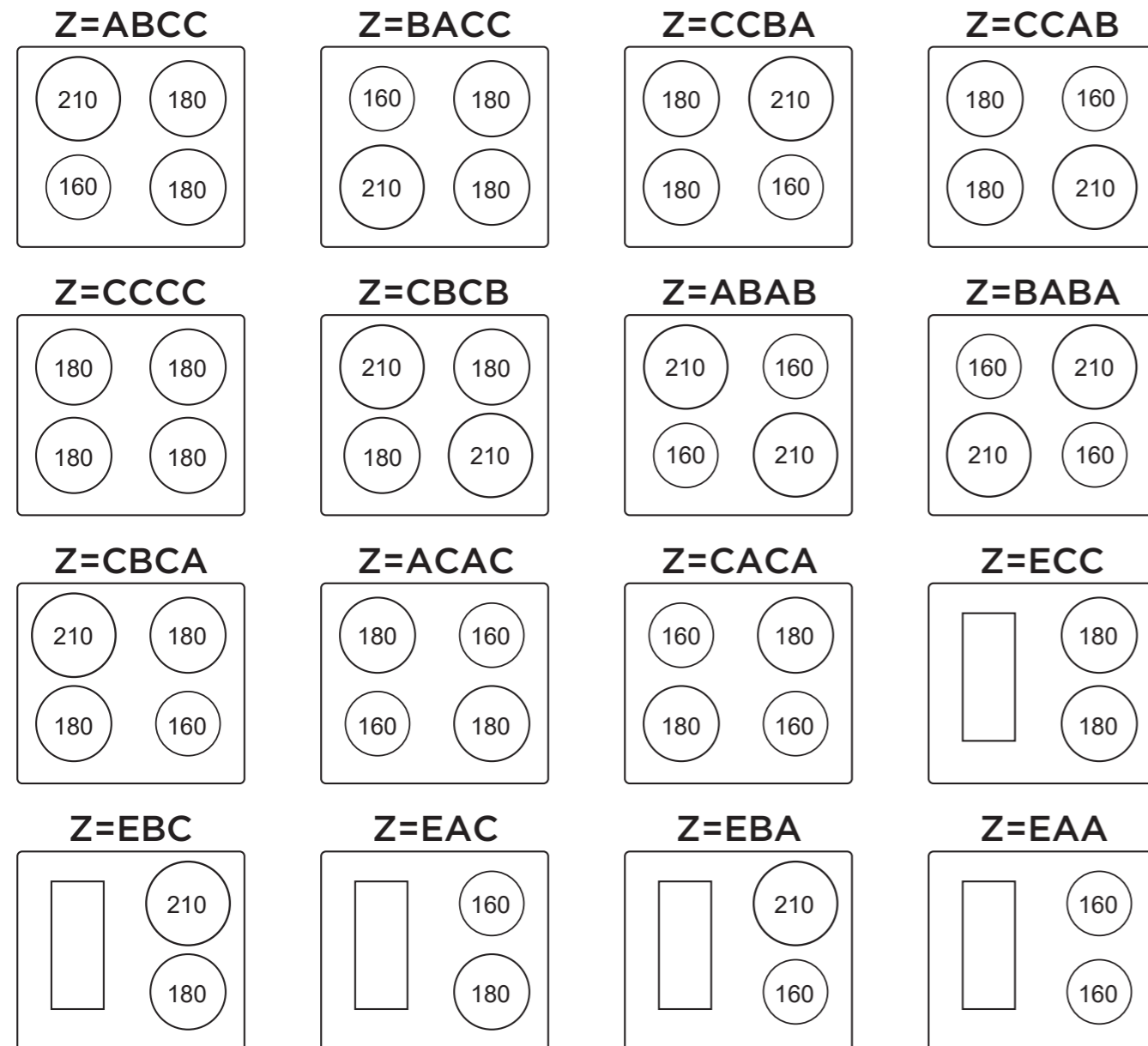
A=160mm 1300W / 1500W

B=210mm 2300W / 2600W

C=180mm 1800W / 2000W

D=280mm 3000W / 3500W

E=190mm x 2 1800W / 2000W square plate




4-Zone Induction Hob




FEATURE

- Touch control
- Timer
- 10-stage power setting
- Pan sensor
- Automatic safety switch off
- Child Lock
- Booster function
- Four zones
- Customized total power

PIF01xBZ



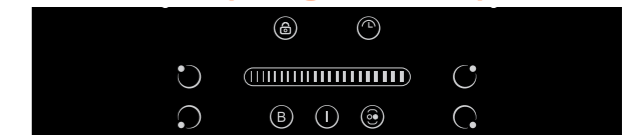
PIF02xBZ-1



PIF02xBZ-2



PIF02xBZ-3(Bridge Zone x 1)



PIF03xBZ

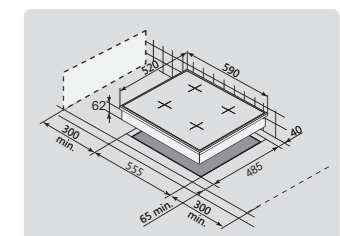


PIF05xBZ



DIMENSIONS(MM)

- Product Size: L590 x W520 x H62
- Cut out Size: L555 x W485
- Carton Size: L668 x W622 x H120
- LOADING: 20' / 40' / 40HQ:
- 700 / 1400 / 1600 PCS





Bridge Zone x 2

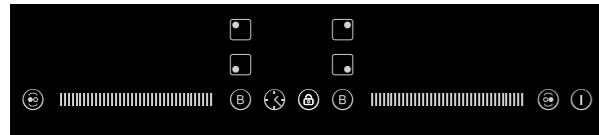
4-Zone Induction Hob



FEATURE


- Touch control
- Timer
- 10-stage power setting
- Pan sensor
- Automatic safety switch off
- Stop and go ON/OFF
- **Bridge Zone x 2**
- Child Lock
- Booster function
- Four zones
- Customized total power

PIF06xBZ



Below interfaces can't suitalbe for combination Z=BACC&BABA&CCAB&CBCB&ABAB


PIF04xBZ



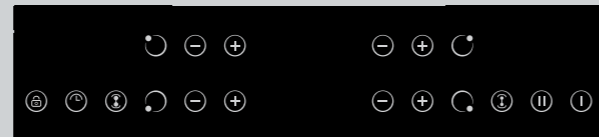
PIF07xBZ



PIF08xBZ

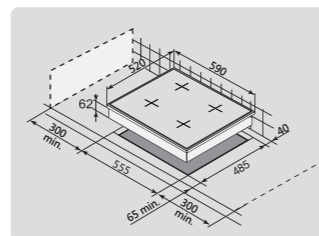


PIF09xBZ



DIMENSIONS(MM)

- Product Size: L590 x W520 x H62
- Cut out Size: L555 x W485
- Carton Size: L668 x W622 x H120
- LOADING: 20' / 40' / 40HQ:
- 700 / 1400 / 1600 PCS



New Series of Built-in Hobs Plastic bottom shell

3-Zone Induction Hob

Model/Type reference

PIT means: Plastic Induction Triple hobs

x=74, 72, 70, 68, 66, 60, 55, 50

x: means power

Ratings: 220V-240V; 380V-450V;

50Hz or 60Hz; 220V; 60Hz;

Model with B mean only "B" hob with

Boost function

Z combination

A=160mm 1300W / 1500W

B=210mm 2300W / 2600W

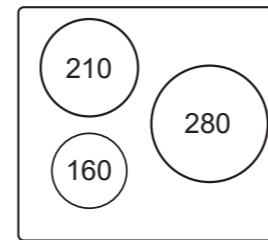
C=180mm 1800W / 2000W

D=280mm 3000W / 3500W

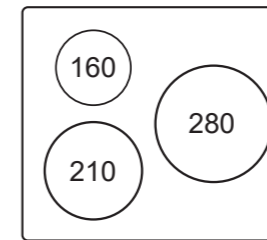
E=190mm x 2 1800W / 2000W square plate



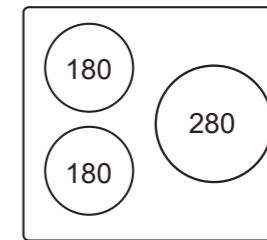
Z=ABD



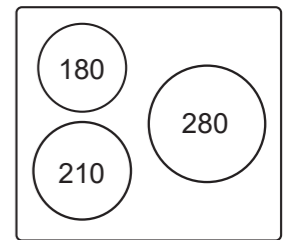
Z=BAD



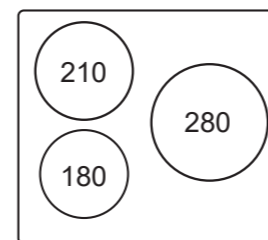
Z=CCD



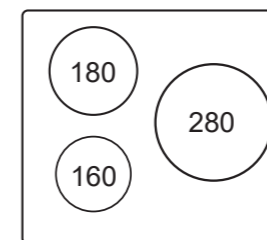
Z=BCD



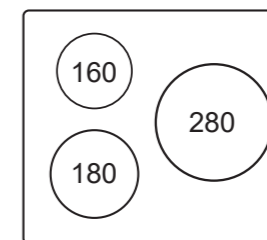
Z=CBD



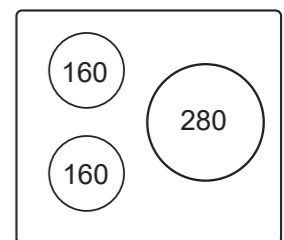
Z=ACD



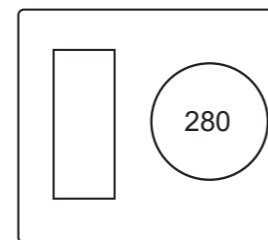
Z=CAD



Z=AAD



Z=ED





3-Zone Induction Hob



FEATURE

- Touch control
- Timer
- 10-stage power setting
- Pan sensor
- Automatic safety switch off
- Stop and go ON/OFF
- Child Lock
- Booster function
- Three zones
- Customized total power

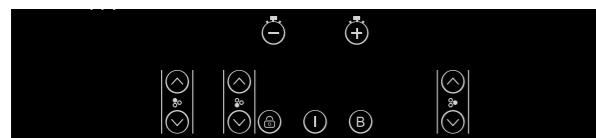
PIT01xBZ




PIT02xBZ-1



PIT03xBZ

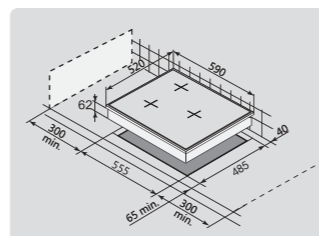


PIT05xZ



DIMENSIONS(MM)

- Product Size: L590 x W520 x H62
- Cut out Size: L555 x W485
- Carton Size: L668 x W622 x H120
- LOADING: 20' / 40' / 40HQ:
- 700 / 1400 / 1600 PCS



Bridge Zone x 1

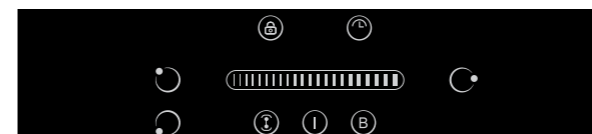
3-Zone Induction Hob



FEATURE

- Touch control
- Timer
- 10-stage power setting
- Pan sensor
- Automatic safety switch off
- Stop and go ON/OFF
- Child Lock
- Booster function
- Three zones
- Customized total power
- **Bridge Zone x 1**


PIT02xBZ-2



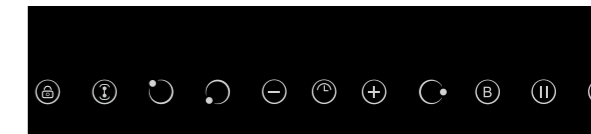
PIT02xBZ-3




PIT04xBZ



PIT07xBZ

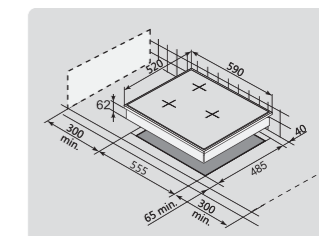


PIT08xBZ



DIMENSIONS(MM)

- Product Size: L590 x W520 x H62
- Cut out Size: L555 x W485
- Carton Size: L668 x W622 x H120
- LOADING: 20' / 40' / 40HQ:
- 700 / 1400 / 1600 PCS





New Series of Built-in Hobs Plastic bottom shell

Domino Induction Hob

Model/Type reference

PIDD means: Plastic Induction DOMIRO double hobs

x=35, 30, 28

x: means power

Ratings: 220V-240V; 380V-450V;

50Hz or 60Hz; 220V; 60Hz;

Model with B mean only "B" hob with

Boost function

Z combination

A=160mm 1300W / 1500W

B=210mm 2300W / 2600W

C=180mm 1800W / 2000W




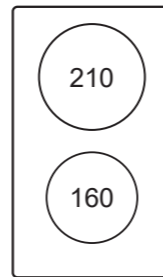
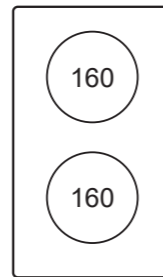
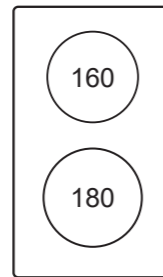
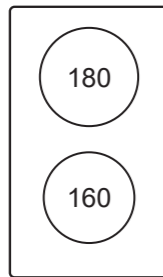
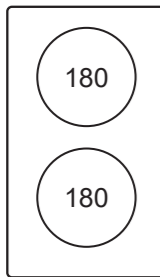
Z=CC

Z=AC

Z=CA

Z=AA

Z=AB



CHK-ID290K-AB

Domino Induction Hob With Knob



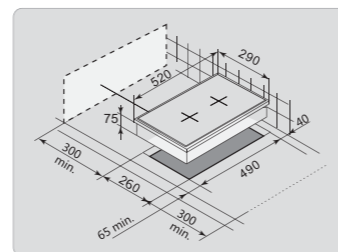
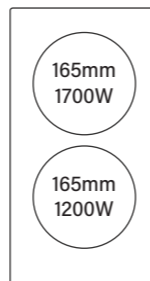
HOB FEATURE

- Knob control
- Timer
- 9-stage power setting
- Pan sensor
- Automatic safety switch off
- Individual residual heat indicators
- Booster Function
- Dual zones
- Total Power: 2900W

DIMENSIONS(MM)

- Product Size: L520 x W290 x H75
- Cut out Size: L490 x W260
- Carton Size: L615 x W375 x H135

- LOADING: 20' / 40' / 40HQ;
- 810/1620/1930PCS



Domino Induction Hob

FEATURE

- Touch control
- Timer
- 10-stage power setting
- Pan sensor
- Automatic safety switch off
- Child Lock
- Booster function
- Dual zones
- Customized total power


PIDD01xBZ



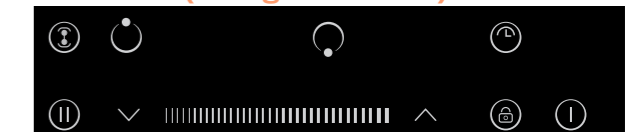
PIDD10xZ-1(Bridge Zone x 1)




PIDD10xZ-2(Bridge Zone x 1)



PIDD11xZ(Bridge Zone x 1)

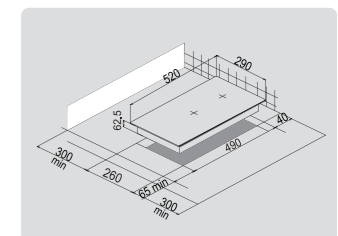



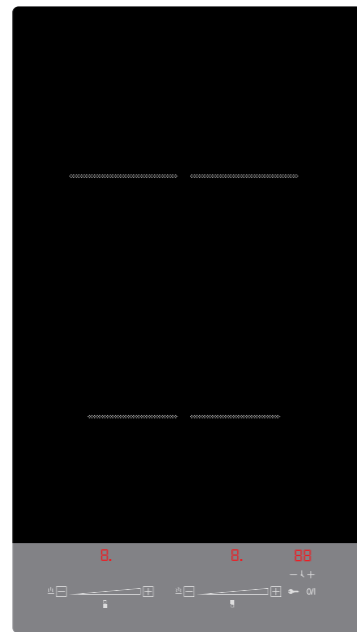

PIDD10xZ-2(Bridge Zone x 1)



DIMENSIONS(MM)

- Product Size: L520 x W290 x H62.5
- Cut out Size: L490 x W260
- Carton Size: L592 x W356 x H112
- LOADING: 20' / 40' / 40HQ;
- 1250 / 2500 / 2900 PCS





CHK-ID3001

Domino Induction Hob

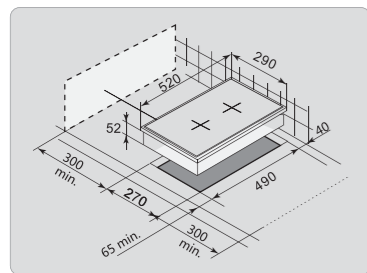
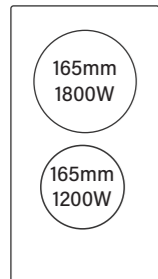


HOB FEATURE

- Touch control
- Timer
- 9-stage power setting
- Pan sensor
- Automatic safety switch off
- Individual residual heat indicators
- Child Lock
- Booster Function
- Dual zones
- Total Power: 3000W

DIMENSIONS(MM)

- Product Size: L520 x W290 x H60
- Cut out Size: L500 x W270
- Carton Size: L580 x W353 x H106
- LOADING: 20' /40' /40HQ:
- 1080 / 2160 / 2800 PCS



CHK-ID3002

Domino Induction Hob

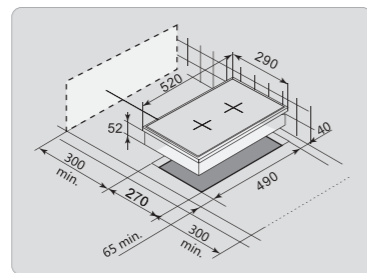
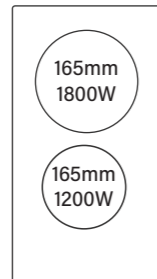


HOB FEATURE

- Touch control
- Timer
- 9-stage power setting
- Pan sensor
- Automatic safety switch off
- Individual residual heat indicators
- Child Lock
- Dual zones
- Total Power: 3000W

DIMENSIONS(MM)

- Product Size: L520 x W290 x H60
- Cut out Size: L500 x W270
- Carton Size: L580 x W353 x H106
- LOADING: 20' /40' /40HQ:
- 1080 / 2160 / 2800 PCS



CHK3021B-1

Domino Induction Hob

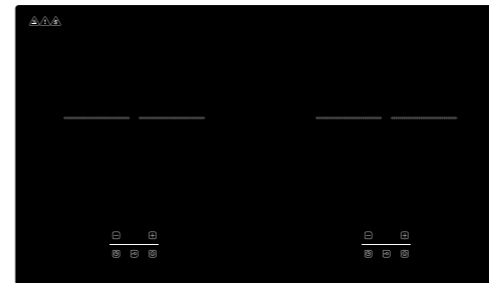
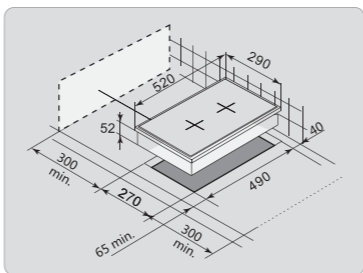
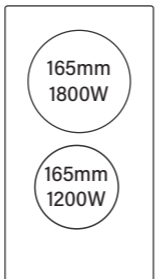


HOB FEATURE

- Touch control
- Timer
- 9-stage power setting
- Pan sensor
- Automatic safety switch off
- Individual residual heat indicators
- Child Lock
- Dual zones
- Total Power: 3000W

DIMENSIONS(MM)

- Product Size: L520 x W290 x H60
- Cut out Size: L500 x W270
- Carton Size: L580 x W353 x H106
- LOADING: 20' /40' /40HQ:
- 1080 / 2160 / 2800 PCS



CHK-ID3501

Double Burner Hob

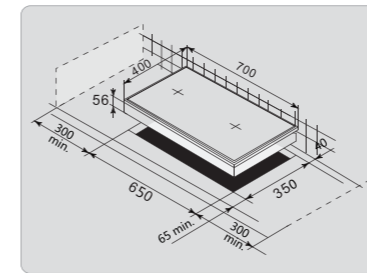
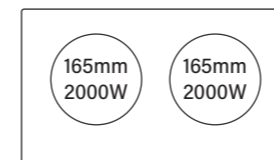


HOB FEATURE

- Touch control
- Timer
- 9-stage power setting
- Automatic safety switch off
- Individual residual heat indicators
- Child Lock
- Dual zones
- Total Power: 3500W

DIMENSIONS(MM)

- Product Size: L700 x W400 x H56
- Cut out Size: L630 x W340
- Carton Size: L805 x W516 x H123
- LOADING: 20' /40' /40HQ:
- 560 / 1120 / 1400 PCS



CHK-ID3503

Double Burner Hob

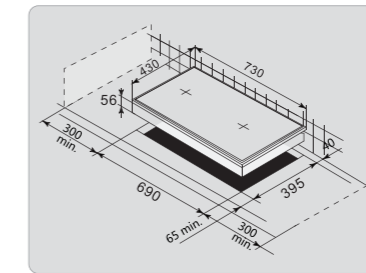
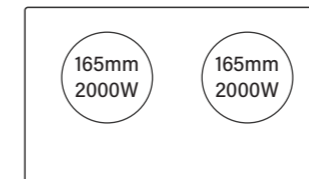


HOB FEATURE

- Touch control
- Timer
- 9-stage power setting
- Automatic safety switch off
- Individual residual heat indicators
- Child Lock
- Dual zones
- Total Power: 3500W

DIMENSIONS(MM)

- Product Size: L730 x W430 x H56
- Cut out Size: L690 x W395
- Carton Size: L810 x W510 x H115
- LOADING: 20' /40' /40HQ:
- 560 / 1120 / 1400 PCS



CHK-ID5201

Double Burner Hob

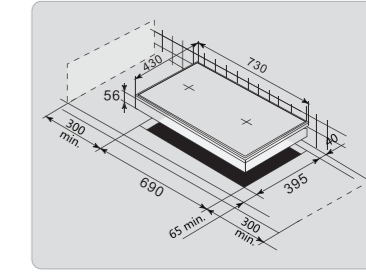
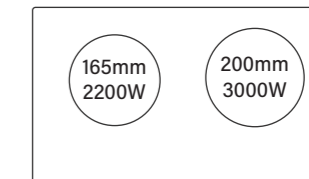


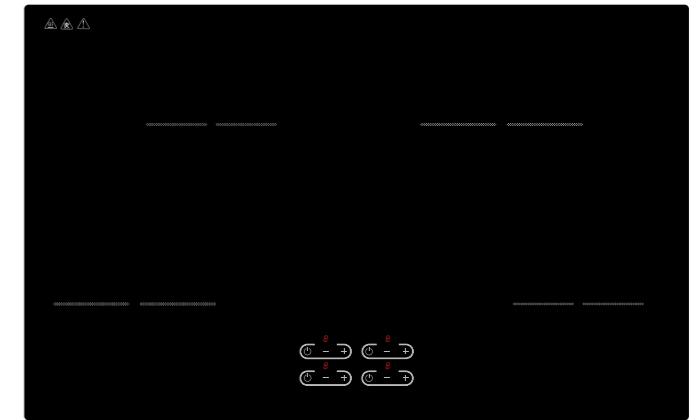
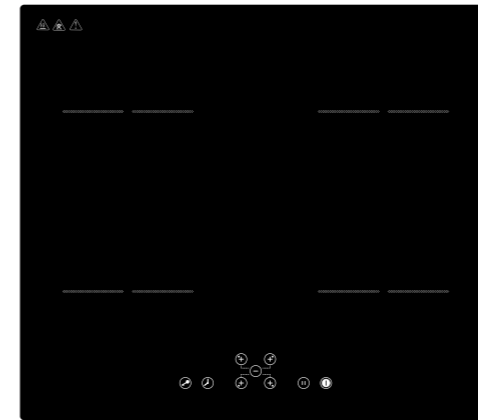
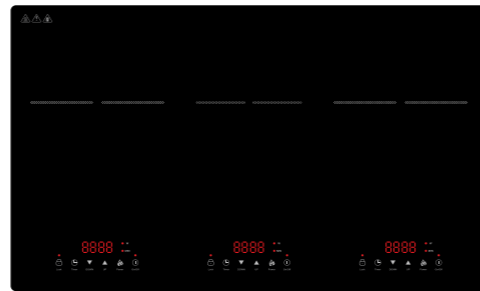

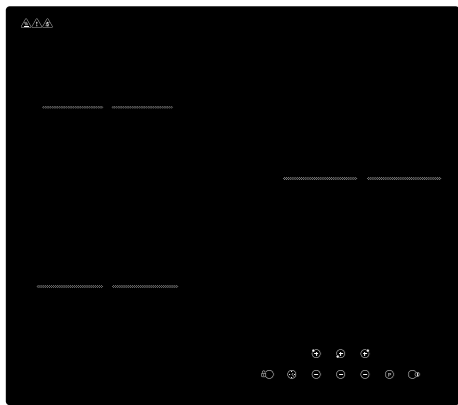
HOB FEATURE

- Touch control
- Timer
- 9-stage power setting
- Automatic safety switch off
- Individual residual heat indicators
- Booster Function
- Child Lock
- Dual zones
- Total Power: 5200W

DIMENSIONS(MM)

- Product Size: L730 x W430 x H56
- Cut out Size: L690 x W395
- Carton Size: L810 x W510 x H115
- LOADING: 20' /40' /40HQ:
- 560 / 1120 / 1400 PCS





CHK-IT5501

Three Burner Hob

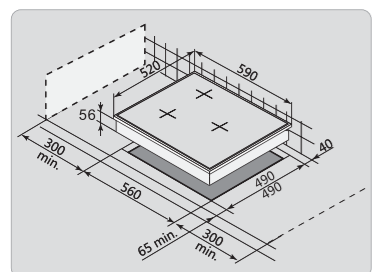
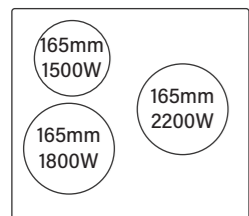


HOB FEATURE

- Touch control
- Timer
- 9-stage power setting
- Pan sensor
- Automatic safety switch off
- Individual residual heat indicators
- Child Lock
- Booster Function
- Three zones
- Total Power: 5500W

DIMENSIONS(MM)

- Product Size: L590 x W520 x H56
- Cut out Size: L560 x W490
- Carton Size: L673 x W610 x H108
- LOADING: 20' / 40' / 40HQ:
- 360 / 720 / 960 PCS



CHK-IT7101

Three-burnerHob with Booster

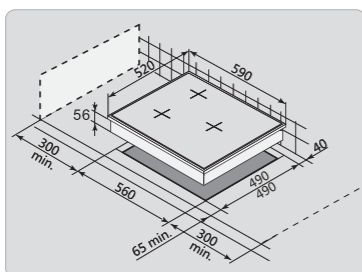
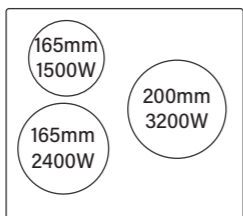


HOB FEATURE

- Touch control
- Timer
- 9-stage power setting
- Pan sensor
- Automatic safety switch off
- Individual residual heat indicators
- Child Lock
- Booster Function
- Three zones
- Total Power: 7100W

DIMENSIONS(MM)

- Product Size: L590 x W520 x H56
- Cut out Size: L560 x W490
- Carton Size: L673 x W610 x H108
- LOADING: 20' / 40' / 40HQ:
- 360 / 720 / 960 PCS



CHK-IT5301

Three Burner Hob

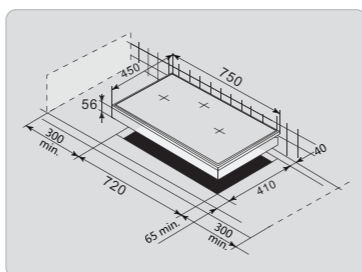



HOB FEATURE

- Touch control
- Timer
- 9-stage power setting
- Automatic safety switch off
- Individual residual heat indicators
- Child Lock
- Three zones
- Total Power: 5300W

DIMENSIONS(MM)

- Product Size: L750 x W450 x H56
- Cut out Size: L720 x W410
- Carton Size: L870 x W570 x H190
- LOADING: 20' / 40' / 40HQ:
- 280 / 560 / 740 PCS



CHK-6842

Four-burner Hob

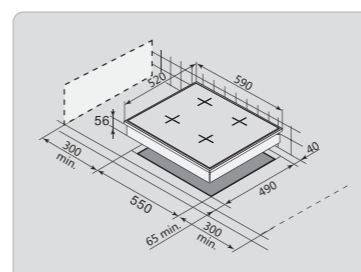
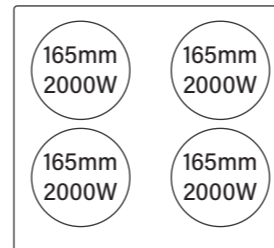


HOB FEATURE

- Touch control
- Timer
- 9-stage power setting
- Pan sensor
- Automatic safety switch off
- Individual residual heat indicators
- Child Lock
- Four zones
- Total Power: 6800W

DIMENSIONS(MM)

- Product Size: L590 x W520 x H56
- Cut out Size: L560 x W490
- Carton Size: L673 x W610 x H108
- LOADING: 20' / 40' / 40HQ:
- 360 / 720 / 960 PCS



CHK-IF6600D

Big size four-burner Hob

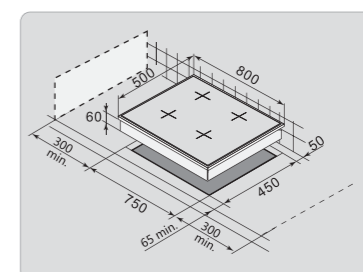
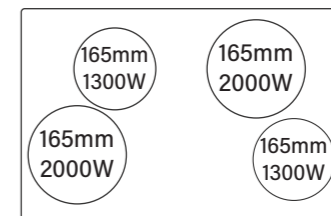


HOB FEATURE

- Touch control
- Timer
- 9-stage power setting
- Pan sensor
- Automatic safety switch off
- Individual residual heat indicators
- Child Lock
- Four zones
- Total Power: 6600W

DIMENSIONS(MM)

- Product Size: L800 x W500 x H60
- Cut out Size: L750 x W450
- Carton Size: L940 x W640 x H185
- LOADING: 20' / 40' / 40HQ:
- 198 / 396 / 520 PCS






New Series of Built-in Hobs

- 4-Zone Induction Hob 7000W: IF7000 Series
- 3-Zone Induction Hob 5500W: IT5500 Series
- 2-Zone Induction Hob (Metal Casing): ID3500/4000 Series
- 2-Zone Induction Hob (Plastic Casing): ID3509/2809 Series (CCC/CB Only)
- Domino Induction Hob – 3500W: IDD3500 Series
- Domino Induction Hob – 2800W: IDD2800 Series (CCC/CB Only)
- Single-zone Induction Hob 2000W: IS2000 Series
- 2-Zone Combi Hob 3500W: MD3500 Series (CCC/CB Only)



DCCD

4-Zone Induction Hob



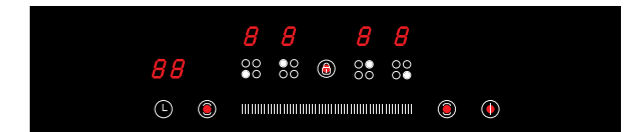
FEATURE

- Touch control
- Timer
- 10-stage power setting
- Pan sensor
- Automatic safety switch off
- Stop and go ON/OFF
- **Bridge Zone x 2**
- Child Lock
- Booster function
- Four zones
- Total Power: 7000W

IF7001-DCCD



IF7002-DCCD



IF7003-DCCD



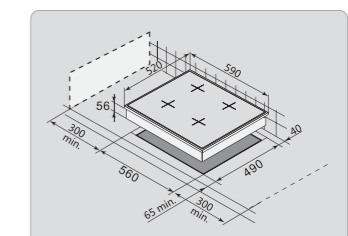
IF7004-DCCD



DIMENSIONS(MM)

- Product Size: L590 x W520 x H56
- Cut out Size: L560 x W490
- Carton Size: L700 x W625 x H140
- **LOADING: 20' / 40' / 40HQ:**
- 360 / 720 / 960 PCS

C 1500W	C 1500W
bridge 2600W	bridge 2600W
D 2000W	D 2000W







ABCD

4-Zone Induction Hob

BACD

4-Zone Induction Hob



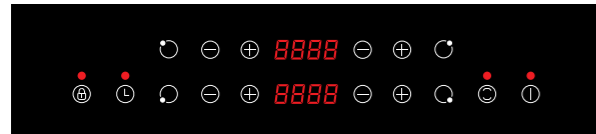
FEATURE

- Touch control
- Timer
- 10-stage power setting
- Pan sensor
- Automatic safety switch off
- **Bridge Zone x 1**
- Child Lock
- Booster function
- Four zones
- Total Power: 7000W

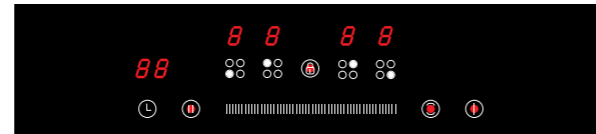
FEATURE

- Touch control
- Timer
- 10-stage power setting
- Pan sensor
- Automatic safety switch off
- Stop and go ON/OFF
- **Bridge Zone x 1**
- Child Lock
- Booster function
- Four zones
- Total Power: 7000W

IF7001-ABCD



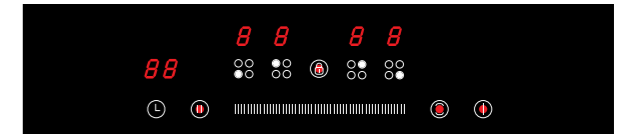
IF7002-ABCD



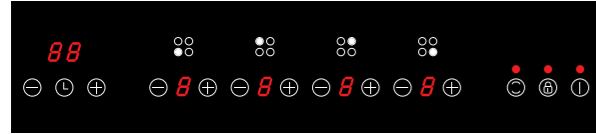
IF7001-BACD



IF7002-BACD



IF7003-ABCD



IF7004-ABCD



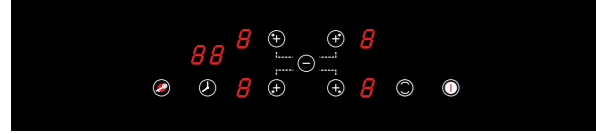
IF7003-BACD



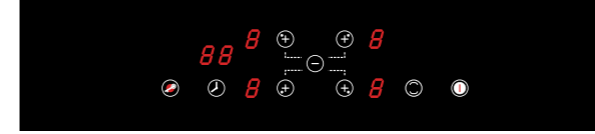
IF7004-BACD



IF7005-ABCD

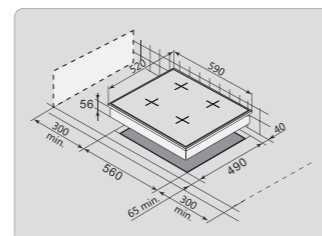
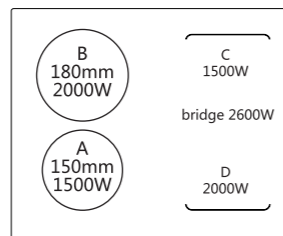


IF7005-BACD



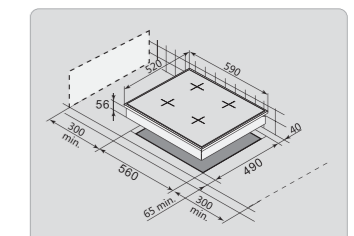
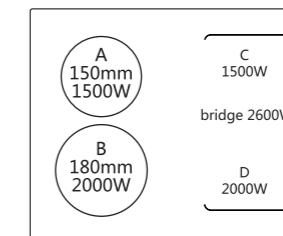
DIMENSIONS(MM)

- Product Size: L590 x W520 x H56
- Cut out Size: L560 x W490
- Carton Size: L700 x W625 x H140
- **LOADING: 20' / 40' / 40HQ:**
- 360 / 720 / 960 PCS



DIMENSIONS(MM)


- Product Size: L590 x W520 x H56
- Cut out Size: L560 x W490
- Carton Size: L700 x W625 x H140
- **LOADING: 20' / 40' / 40HQ:**
- 360 / 720 / 960 PCS





DCBA

4-Zone Induction Hob



FEATURE

- Touch control
- Timer
- 10-stage power setting
- Pan sensor
- Automatic safety switch off
- Stop and go ON/OFF
- **Bridge Zone x 1**
- Child Lock
- Booster function
- Four zones
- Total Power: 7000W

IF7001-DCBA



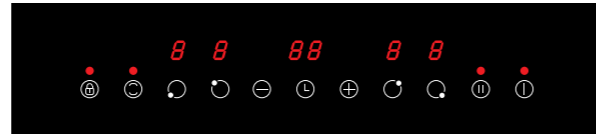
IF7002-DCBA



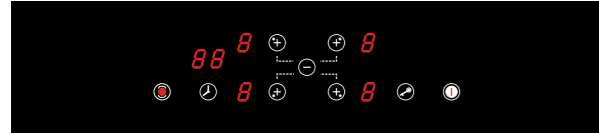
IF7003-DCBA



IF7004-DCBA




IF7005-DCBA



DCAB

4-Zone Induction Hob



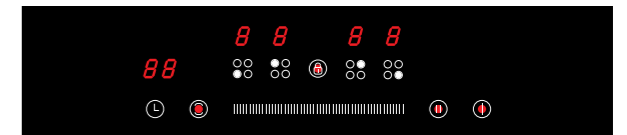
FEATURE

- Touch control
- Timer
- 10-stage power setting
- Pan sensor
- Automatic safety switch off
- **Bridge Zone x 1**
- Child Lock
- Booster function
- Four zones
- Total Power: 7000W

IF7001-DCAB



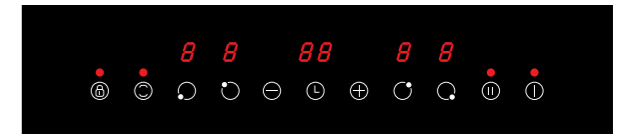
IF7002-DCAB



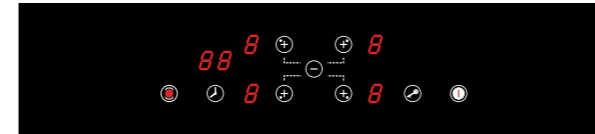
IF7003-DCAB



IF7004-DCAB

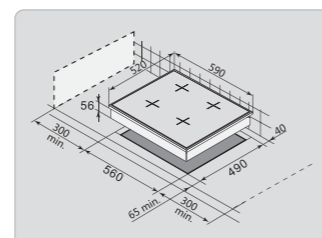
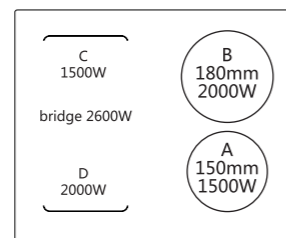


IF7005-DCAB



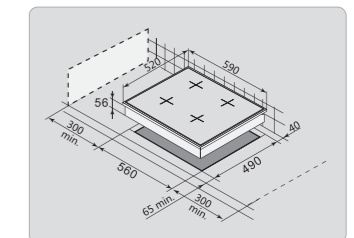
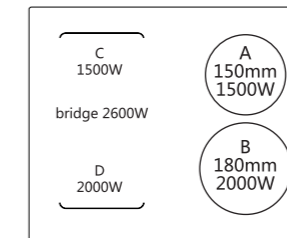
DIMENSIONS(MM)

- Product Size: L590 x W520 x H56
- Cut out Size: L560 x W490
- Carton Size: L700 x W625 x H140
- LOADING: 20' / 40' / 40HQ:
- 360 / 720 / 960 PCS



DIMENSIONS(MM)


- Product Size: L590 x W520 x H56
- Cut out Size: L560 x W490
- Carton Size: L700 x W625 x H140
- LOADING: 20' / 40' / 40HQ:
- 360 / 720 / 960 PCS





ABAB

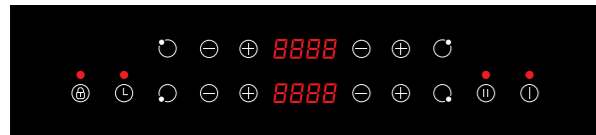
4-Zone Induction Hob



FEATURE

- Touch control
- Timer
- 10-stage power setting
- Pan sensor
- Automatic safety switch off
- Stop and go ON/OFF
- Child Lock
- Booster function
- Four zones
- Total Power: 7000W

IF7001-ABAB




IF7002-ABAB



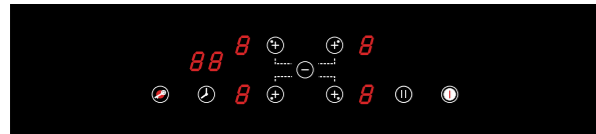
IF7003-ABAB



IF7004-ABAB



IF7005-ABAB

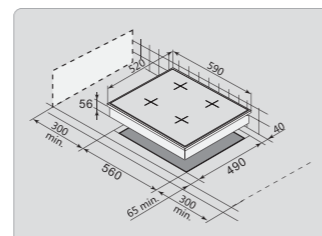
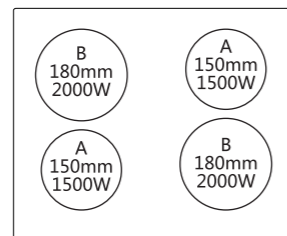


IF7006-ABAB



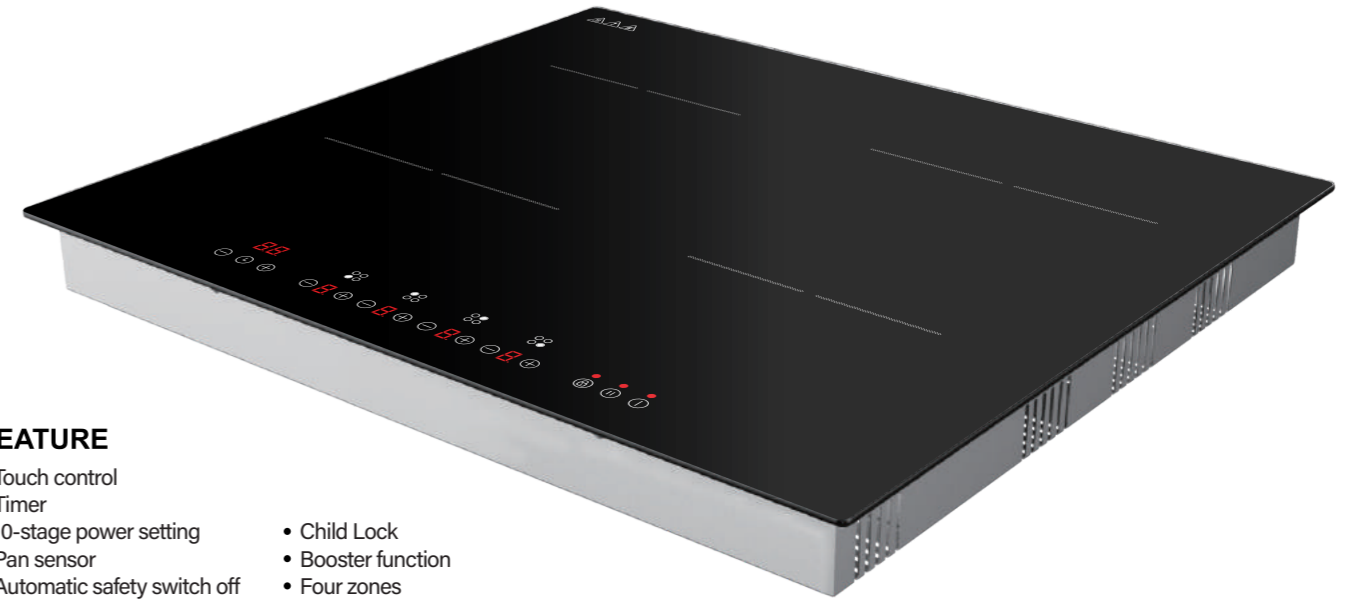
DIMENSIONS(MM)

- Product Size: L590 x W520 x H56
- Cut out Size: L560 x W490
- Carton Size: L700 x W625 x H140
- LOADING: 20' / 40' / 40HQ:
- 360 / 720 / 960 PCS



BABA


4-Zone Induction Hob



FEATURE

- Touch control
- Timer
- 10-stage power setting
- Pan sensor
- Automatic safety switch off
- Stop and go ON/OFF
- Child Lock
- Booster function
- Four zones
- Total Power: 7000W

IF7001-BABA



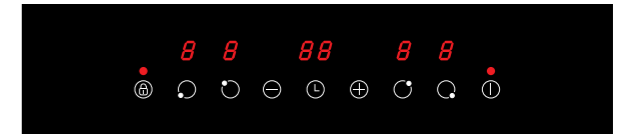
IF7002-BABA



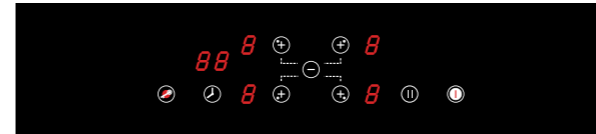
IF7003-BABA



IF7004-BABA



IF7005-BABA

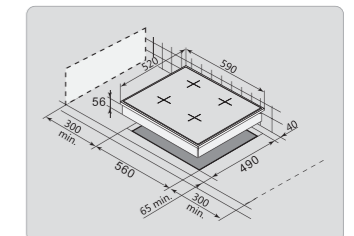
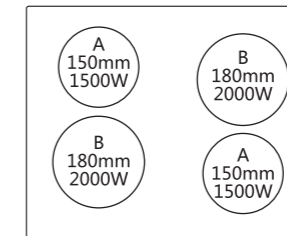


IF7006-BABA



DIMENSIONS(MM)


- Product Size: L590 x W520 x H56
- Cut out Size: L560 x W490
- Carton Size: L700 x W625 x H140
- LOADING: 20' / 40' / 40HQ:
- 360 / 720 / 960 PCS





DCB

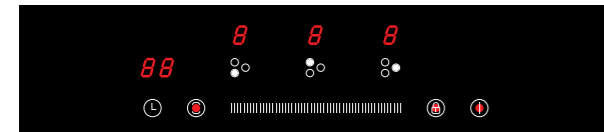
3-Zone Induction Hob



FEATURE

- Touch control
- Timer
- 10-stage power setting
- Pan sensor
- Automatic safety switch off
- Stop and go ON/OFF
- **Bridge Zone x 1**
- Child Lock
- Booster function
- Three zones
- Total Power: 5500W

IT5502-DCB




IT5503-DCB



IT5504-DCB

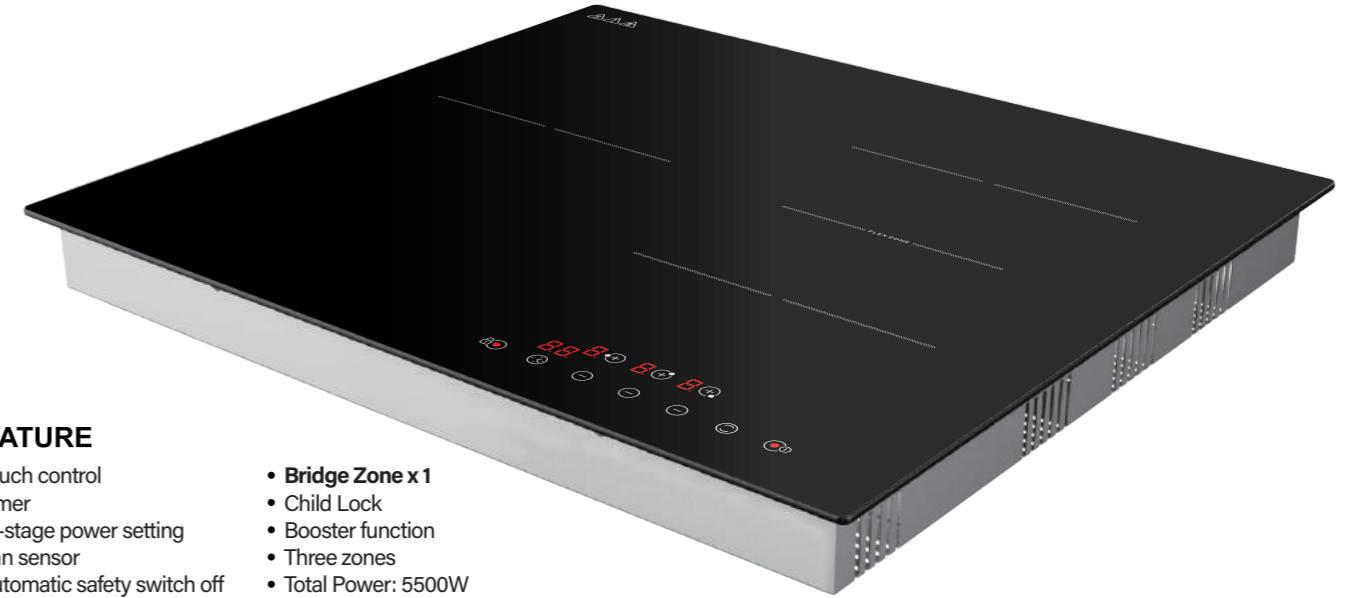


IT5522-DCB



BCD

3-Zone Induction Hob



FEATURE

- Touch control
- Timer
- 10-stage power setting
- Pan sensor
- Automatic safety switch off
- **Bridge Zone x 1**
- Child Lock
- Booster function
- Three zones
- Total Power: 5500W

IT5502-BCD



IT5503-BCD



IT5504-BCD

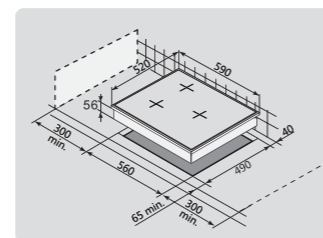
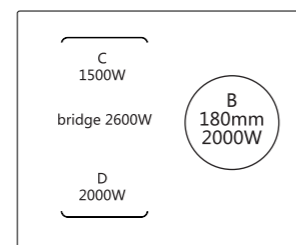


IT5522-BCD



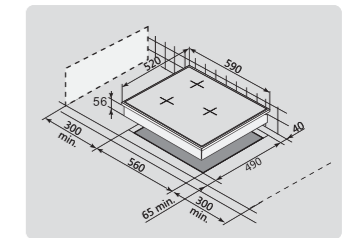
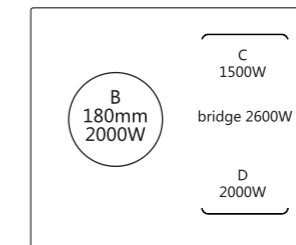
DIMENSIONS(MM)

- Product Size: L590 x W520 x H56
- Cut out Size: L560 x W490
- Carton Size: L700 x W625 x H140
- LOADING: 20' / 40' / 40HQ:
- 360 / 720 / 960 PCS



DIMENSIONS(MM)


- Product Size: L590 x W520 x H56
- Cut out Size: L560 x W490
- Carton Size: L700 x W625 x H140
- LOADING: 20' / 40' / 40HQ:
- 360 / 720 / 960 PCS





ABB

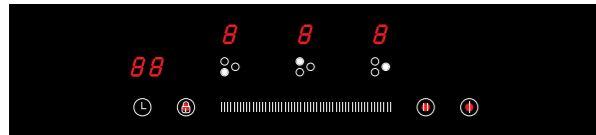
3-Zone Induction Hob



FEATURE

- Touch control
- Timer
- 10-stage power setting
- Pan sensor
- Automatic safety switch off
- Child Lock
- Booster function
- Three zones
- Total Power: 5500W

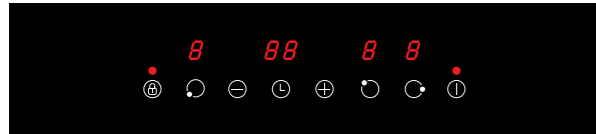
IT5502-ABB



IIT5503-ABB



IT5504-ABB



IT5522-ABB




IT5521-ABB



BAB

3-Zone Induction Hob



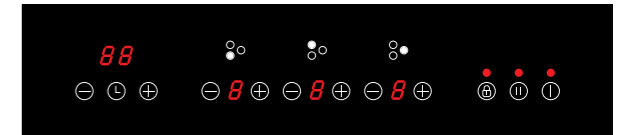
FEATURE

- Touch control
- Timer
- 10-stage power setting
- Pan sensor
- Automatic safety switch off
- Stop and go ON/OFF
- Child Lock
- Booster function
- Three zones
- Total Power: 5500W

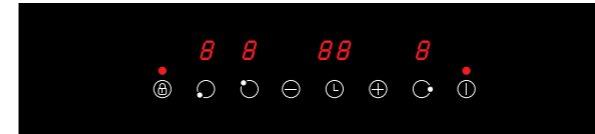
IT5502-BAB



IT5503-BAB



IT5504-BAB



IT5522-BAB

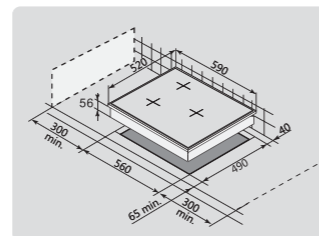
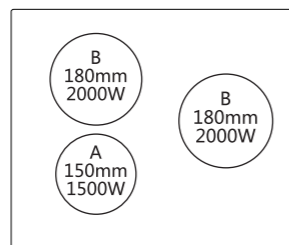


IT5521-BAB



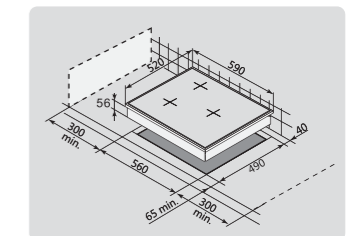
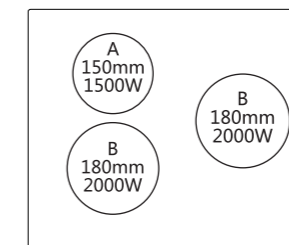
DIMENSIONS(MM)

- Product Size: L590 x W520 x H56
- Cut out Size: L560 x W490
- Carton Size: L700 x W625 x H140
- LOADING: 20' / 40' / 40HQ:
- 360 / 720 / 960 PCS



DIMENSIONS(MM)


- Product Size: L590 x W520 x H56
- Cut out Size: L560 x W490
- Carton Size: L700 x W625 x H140
- LOADING: 20' / 40' / 40HQ:
- 360 / 720 / 960 PCS





BAB-1

3-Zone Induction Hob



FEATURE

- Touch control
- Timer
- 10-stage power setting
- Pan sensor
- Automatic safety switch off
- Child Lock
- Booster function
- Three zones
- Total Power: 5500W

IT5502-BAB-1




IT5503-BAB-1



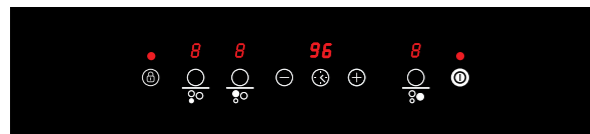
IT5504-BAB-1



IT5522-BAB-1

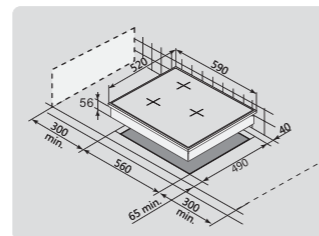
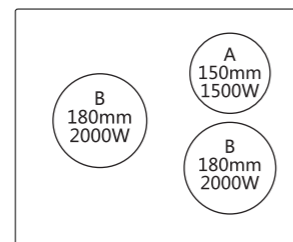


IT5521-BAB-1




DIMENSIONS(MM)

- Product Size: L590 x W520 x H56
- Cut out Size: L560 x W490
- Carton Size: L700 x W625 x H140
- LOADING: 20' / 40' / 40HQ:
- 360 / 720 / 960 PCS



BBA

3-Zone Induction Hob



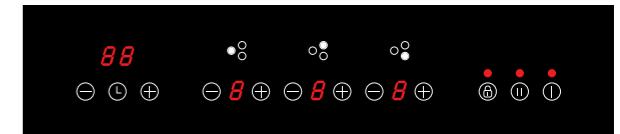
FEATURE

- Touch control
- Timer
- 10-stage power setting
- Pan sensor
- Automatic safety switch off
- Stop and go ON/OFF
- Child Lock
- Booster function
- Three zones
- Total Power: 5500W

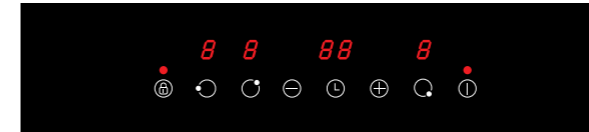
IT5502-BBA



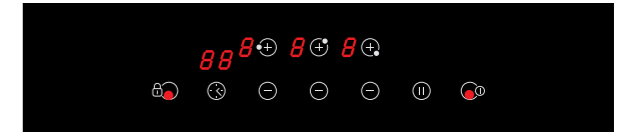
IT5503-BBA



IT5504-BBA



IT5522-BBA

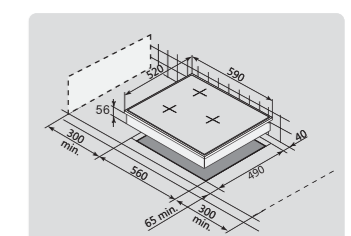
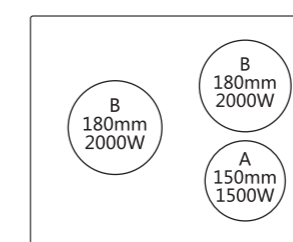


IT5521-BBA



DIMENSIONS(MM)

- Product Size: L590 x W520 x H56
- Cut out Size: L560 x W490
- Carton Size: L700 x W625 x H140
- LOADING: 20' / 40' / 40HQ:
- 360 / 720 / 960 PCS

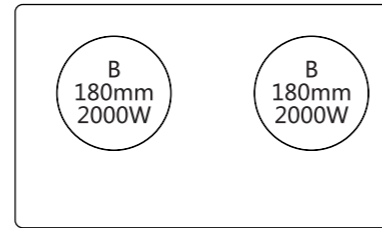




ID4049-BB

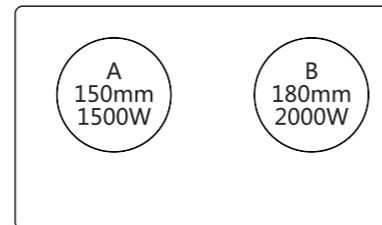
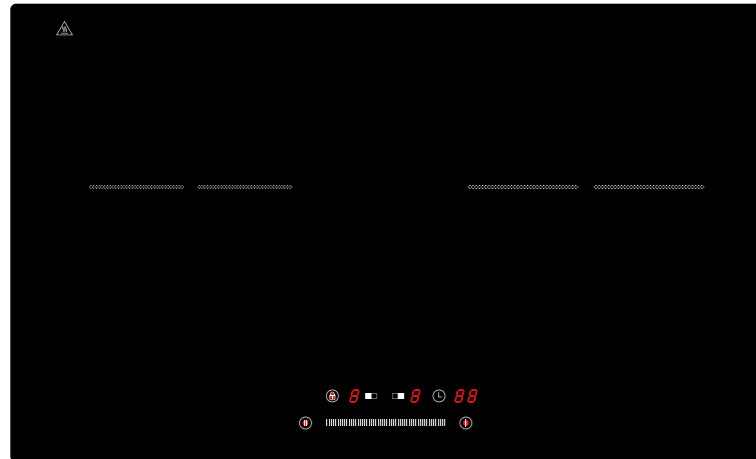


2-Zone Induction Hob
(Metal Casing)



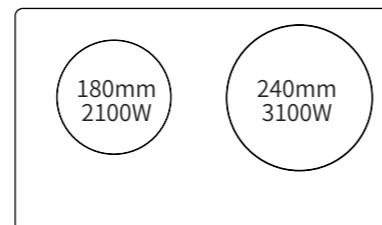
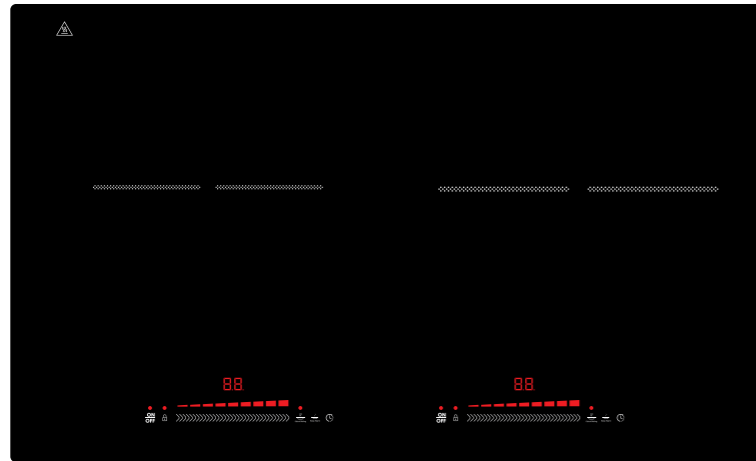
2kw+2kw=4kw

ID3549-AB

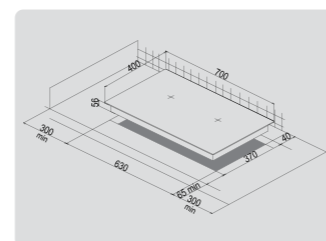


1.5kw+2kw=3.5kw

ID5202



2.1kw+3.1kw=5.2kw



FEATURE

- Touch control
- Timer
- 10-stage power setting
- Pan sensor
- Automatic safety switch off
- Child Lock
- Booster function

DIMENSIONS(MM)

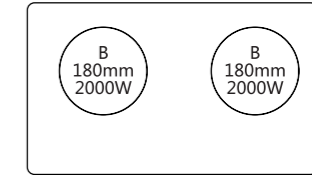
- Product Size: L700 x W400 x H56
- Cut out Size: L630 x W370
- LOADING: 20' /40' /40HQ:
- 560 / 1120 / 1460 PCS



ID3509-49

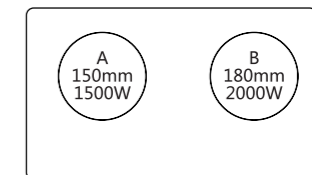


2-Zone Induction Hob
(Plastic Casing)
(ID3509/2809 Series)(CCC/CB only)



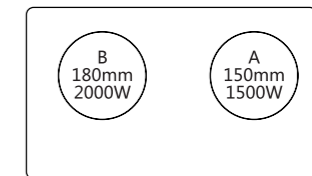
2kw+2kw=3.5kw
Smart Power Allocation

ID3509-49AB



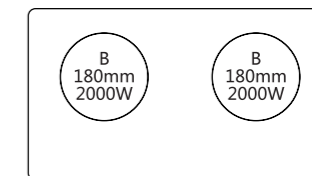

1.5kw+2kw=3.5kw

ID3509-49BA



2kw+1.5kw=3.5kw

ID2809-49



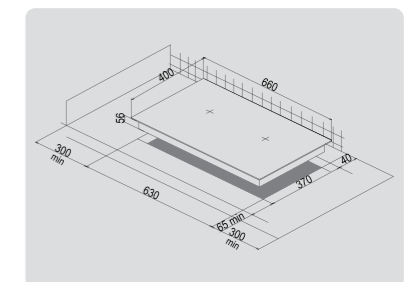
2kw+2kw=2.8kw
Smart Power Allocation

FEATURE

- Touch control
- Timer
- 10-stage power setting
- Pan sensor
- Automatic safety switch off
- Child Lock
- Booster function

DIMENSIONS(MM)

- Product Size: L660 x W400 x H56
- Cut out Size: L630 x W370
- LOADING: 20' /40' /40HQ:
- 560 / 1120 / 1460 PCS






ID4020-BB/ID3520-AB/ID3520-BA(Metal)
ID3509-20/ID3509-20AB/ID3509-20BA/ID2809-20(Plastic)




ID4021-BB/ID3521-AB/ID3521-BA(Metal)
ID3509-21/ID3509-21AB/ID3509-21BA/ID2809-21(Plastic)




ID4022-BB/ID3522-AB/ID3522-BA(Metal)
ID3509-22/ID3509-22AB/ID3509-22BA/ID2809-22(Plastic)



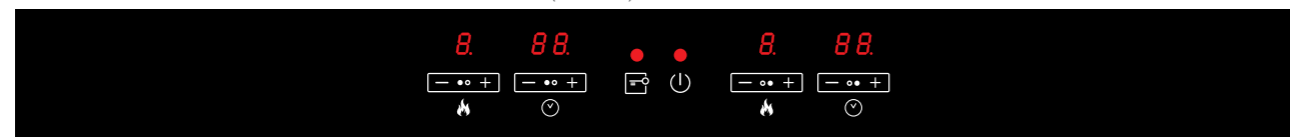
ID4023-BB/ID3523-AB/ID3523-BA(Metal)
ID3509-23/ID3509-23AB/ID3509-23BA/ID2809-23(Plastic)




ID4024-BB/ID3524-AB/ID3524-BA(Metal)
ID3509-24/ID3509-24AB/ID3509-24BA/ID2809-24(Plastic)



ID4025-BB/ID3525-AB/ID3525-BA(Metal)
ID3509-25/ID3509-25AB/ID3509-25BA/ID2809-25(Plastic)




ID4026-BB/ID3526-AB/ID3526-BA(Metal)
ID3509-26/ID3509-26AB/ID3509-26BA/ID2809-26(Plastic)




ID4027-BB/ID3527-AB/ID3527-BA(Metal)
ID3509-27/ID3509-27AB/ID3509-27BA/ID2809-27(Plastic)




ID4028-BB/ID3528-AB/ID3528-BA(Metal)
ID3509-28/ID3509-28AB/ID3509-28BA/ID2809-28(Plastic)



ID4029-BB/ID3529-AB/ID3529-BA(Metal)
ID3509-29/ID3509-29AB/ID3509-29BA/ID2809-29(Plastic)



ID4030-BB/ID3530-AB/ID3530-BA(Metal)
ID3509-30/ID3509-30AB/ID3509-30BA/ID2809-30(Plastic)




ID4031-BB/ID3531-AB/ID3531-BA(Metal)
ID3509-31/ID3509-31AB/ID3509-31BA/ID2809-31(Plastic)




ID4032-BB/ID3532-AB/ID3532-BA(Metal)
ID3509-32/ID3509-32AB/ID3509-32BA/ID2809-32(Plastic)




ID4033-BB/ID3533-AB/ID3533-BA(Metal)
ID3509-33/ID3509-33AB/ID3509-33BA/ID2809-33(Plastic)



ID4034-BB/ID3534-AB/ID3534-BA(Metal)
ID3509-34/ID3509-34AB/ID3509-34BA/ID2809-34(Plastic)




ID4035-BB/ID3535-AB/ID3535-BA(Metal)
ID3509-35/ID3509-35AB/ID3509-35BA/ID2809-35(Plastic)





ID4036-BB/ID3536-AB/ID3536-BA(Metal)
ID3509-36/ID3509-36AB/ID3509-36BA/ID2809-36(Plastic)



ID4037-BB/ID3537-AB/ID3537-BA(Metal)
ID3509-37/ID3509-37AB/ID3509-37BA/ID2809-37(Plastic)



ID4038-BB/ID3538-AB/ID3538-BA(Metal)
ID3509-38/ID3509-38AB/ID3509-38BA/ID2809-38(Plastic)



ID4039-BB/ID3539-AB/ID3539-BA(Metal)
ID3509-39/ID3509-39AB/ID3509-39BA/ID2809-39(Plastic)



ID4040-BB/ID3540-AB/ID3540-BA(Metal)
ID3509-40/ID3509-40AB/ID3509-40BA/ID2809-40(Plastic)




ID4041-BB/ID3541-AB/ID3541-BA(Metal)
ID3509-41/ID3509-41AB/ID3509-41BA/ID2809-41(Plastic)




ID4042-BB/ID3542-AB/ID3542-BA(Metal)
ID3509-42/ID3509-42AB/ID3509-42BA/ID2809-42(Plastic)



ID4044-BB/ID3544-AB/ID3544-BA(Metal)
ID3509-44/ID3509-44AB/ID3509-44BA/ID2809-44(Plastic)



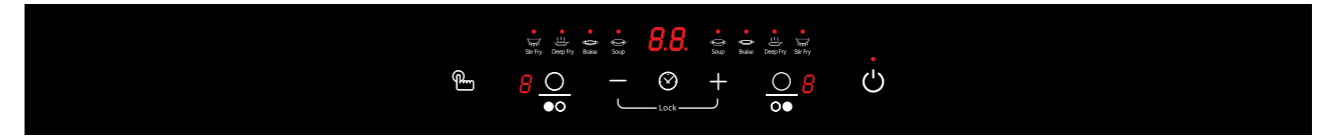
ID4045-BB/ID3545-AB/ID3545-BA(Metal)
ID3509-45/ID3509-45AB/ID3509-45BA/ID2809-45(Plastic)



ID4046-BB/ID3546-AB/ID3546-BA(Metal)
ID3509-46/ID3509-46AB/ID3509-46BA/ID2809-46(Plastic)



ID4048-BB/ID3548-AB/ID3548-BA(Metal)
ID3509-48/ID3509-48AB/ID3509-48BA/ID2809-48(Plastic)



ID4049-BB/ID3549-AB/ID3549-BA(Metal)
ID3509-49/ID3509-49AB/ID3509-49BA/ID2809-49(Plastic)





Domino Induction Hob-3500W

DC



FEATURE

- Touch control
- Timer
- 10-stage power setting
- Pan sensor
- Automatic safety switch off
- Child Lock
- Booster function
- Bridge Zone x 1
- Total Power: 3500W


IDD3521



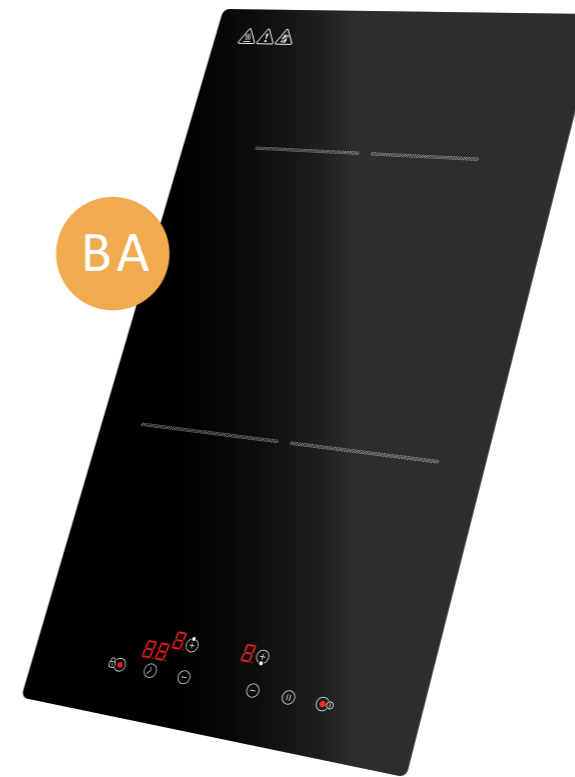
IDD3540



IDD3522



IDD3549



BA



AB

IDD3521



IDD3538



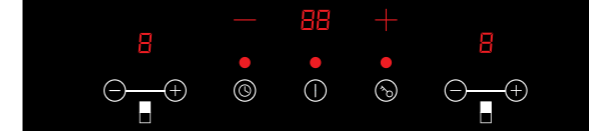
IDD3522



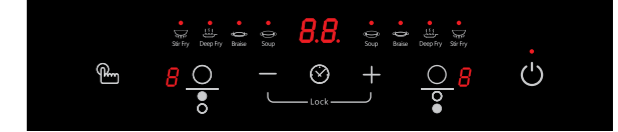
IDD3540



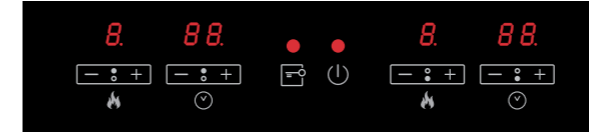
IDD3524



IDD3548



IDD3525



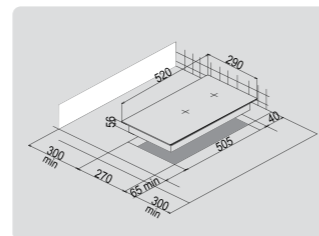
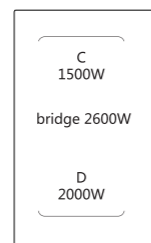
IDD3549



DIMENSIONS(MM)

- Product Size: L520 x W290 x H56
- Cut out Size: L505 x W270

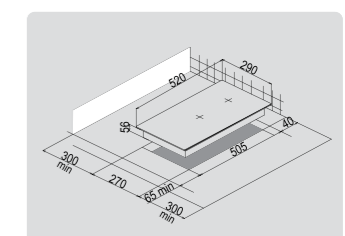
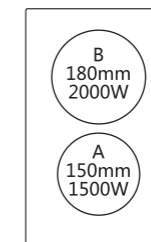
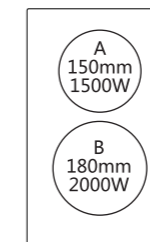
- LOADING: 20' / 40' / 40HQ:
- 1080 / 2400 / 2640 PCS



DIMENSIONS(MM)

- Product Size: L520 x W290 x H56
- Cut out Size: L505 x W270

- LOADING: 20' / 40' / 40HQ:
- 1080 / 2400 / 2640 PCS





CCC/CB only

Domino Induction Hob-2800W

CC



FEATURE

- Touch control
- Timer
- 10-stage power setting
- Pan sensor
- Automatic safety switch off
- Child Lock
- Booster function
- Bridge Zone x 1
- Total Power: 2800W
- Smart Power Allocation


IDD2821



IDD2840



IDD2822



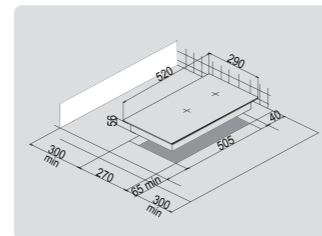
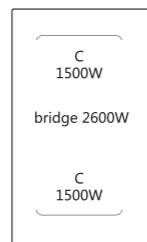
IDD2849



DIMENSIONS(MM)

- Product Size: L520 x W290 x H56
- Cut out Size: L505 x W270

- LOADING: 20' /40' /40HQ:
- 1080 / 2400 / 2640 PCS




IDD2821



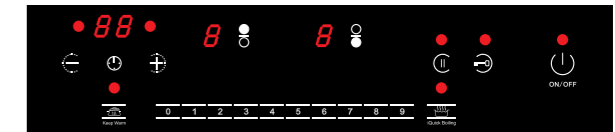
IDD2838



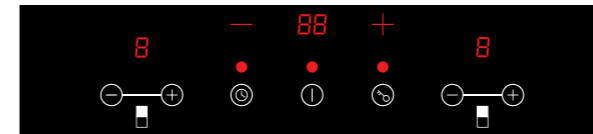
IDD2822



IDD2840



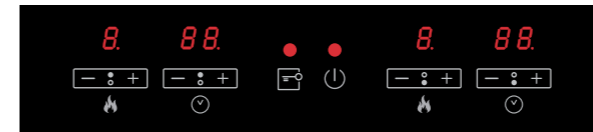
IDD2824



IDD2848



IDD2825



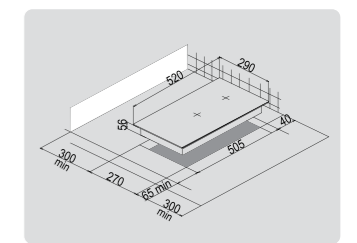
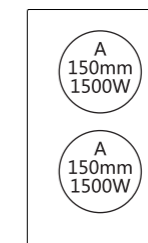
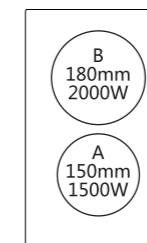
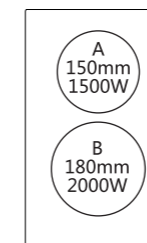
IDD2849



DIMENSIONS(MM)

- Product Size: L520 x W290 x H56
- Cut out Size: L505 x W270

- LOADING: 20' /40' /40HQ:
- 1080 / 2400 / 2640 PCS





Single-Zone Induction Hob



FEATURE

- Touch control
- Timer
- 10-stage power setting
- Pan sensor
- Automatic safety switch off
- Child Lock
- Booster function
- Total Power: 2000W

DIMENSIONS(MM)

- Product Size: L390 x W 300 x H 56
- Loading: 20' /40'/40 HQ:
- Cut out Size: L360 x W 270
- 1080/2610/2700 PCS

IS2020



IS2021



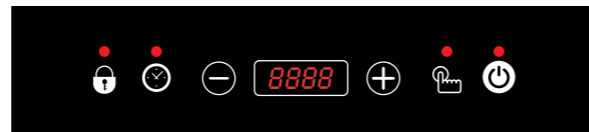
IS2023



IS2026



IS2027




IS2028



IS2029



IS2030



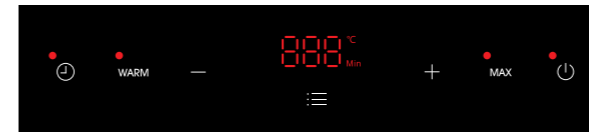
IS2031




IS2032



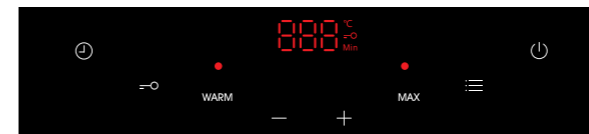
IS2033




IS2034



IS2035



IS2036



IS2037



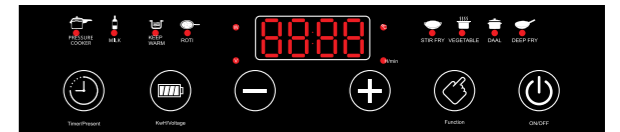
IS2041



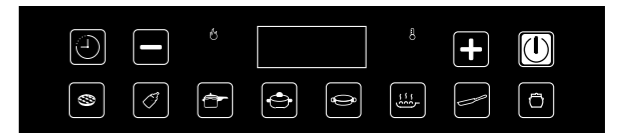
IS2042



IS2044

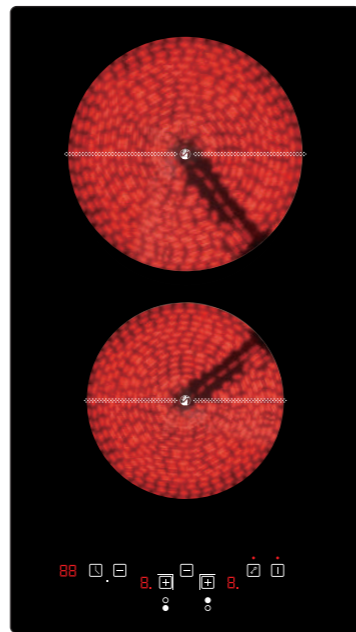
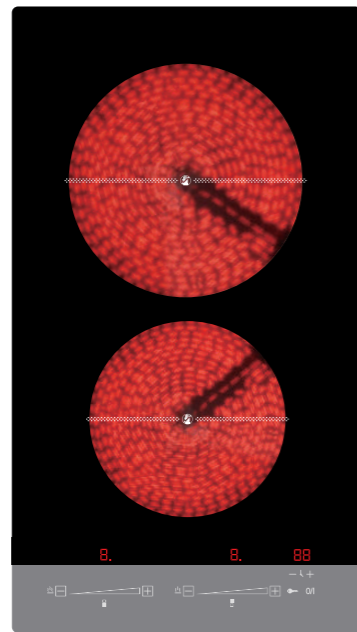
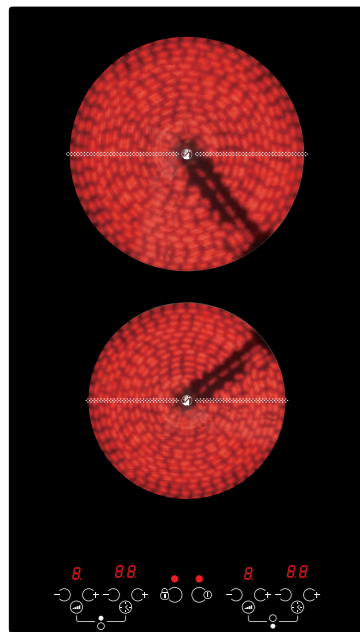


IS2045



IS2046





CHK-HD3001

Vitro Ceramic Hob

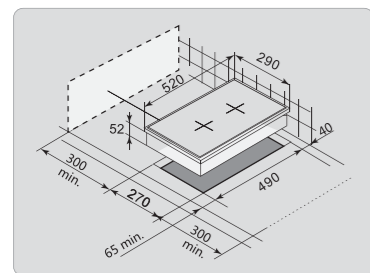
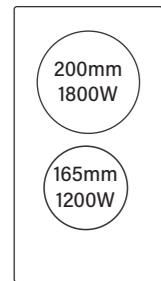


HOB FEATURE

- Touch control
- Timer
- 9-stage power setting
- Pan sensor
- Automatic safety switch off
- Individual residual heat indicators
- Child Lock
- Dual zones
- Total Power: 3000W

DIMENSIONS(MM)

- Product Size: L520 x W290 x H60
- Cut out Size: L490 x W270
- Carton Size: L570 x W345 x H115
- LOADING: 20' /40' /40HQ:
- 1080 / 2160 / 2800 PCS



CHK-HD3002

Vitro Ceramic Hob

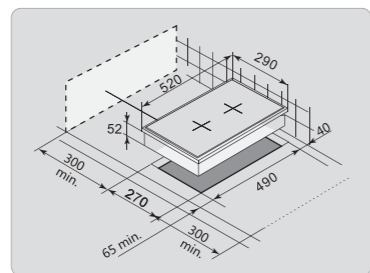
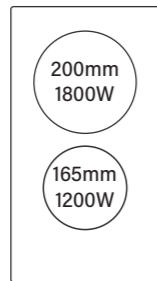


HOB FEATURE

- Touch control
- Timer
- 9-stage power setting
- Pan sensor
- Automatic safety switch off
- Individual residual heat indicators
- Child Lock
- Dual zones
- Total Power: 3000W

DIMENSIONS(MM)

- Product Size: L520 x W290 x H60
- Cut out Size: L490 x W270
- Carton Size: L570 x W345 x H115
- LOADING: 20' /40' /40HQ:
- 1080 / 2160 / 2800 PCS



CHK3021B

Vitro Ceramic Hob

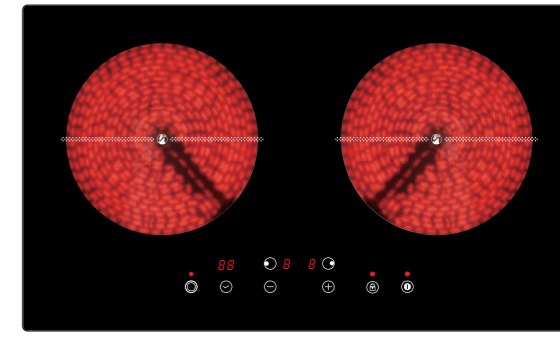
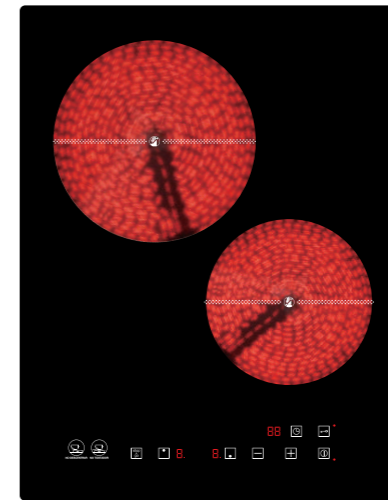
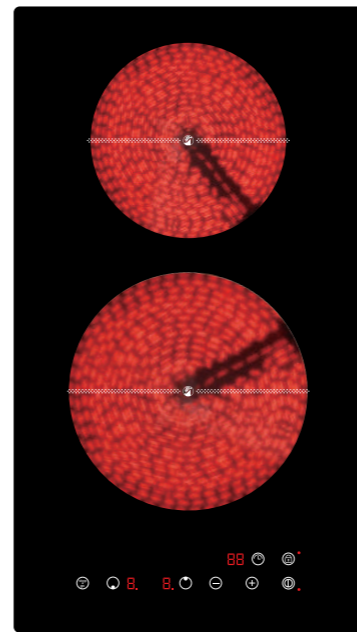
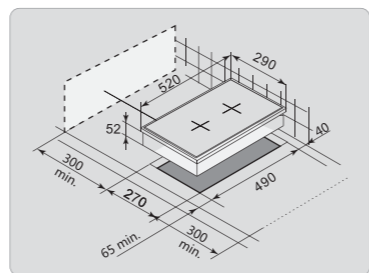
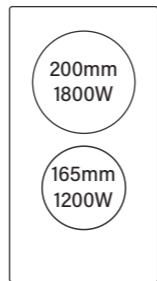


HOB FEATURE

- Touch control
- Timer
- 9-stage power setting
- Pan sensor
- Automatic safety switch off
- Individual residual heat indicators
- Child Lock
- Dual zones
- Total Power: 3000W

DIMENSIONS(MM)

- Product Size: L520 x W290 x H60
- Cut out Size: L490 x W270
- Carton Size: L570 x W345 x H115
- LOADING: 20' /40' /40HQ:
- 1080 / 2160 / 2800 PCS



CHK-HD3004

Vitro Ceramic Hob

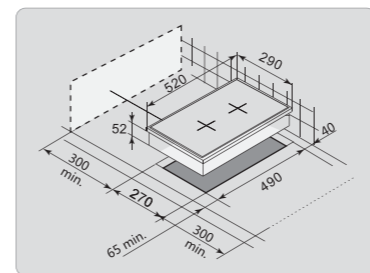
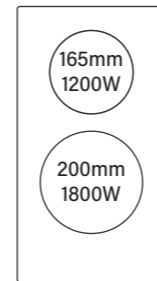


HOB FEATURE

- Touch control
- Timer
- 9-stage power setting
- Pan sensor
- Automatic safety switch off
- Individual residual heat indicators
- Child Lock
- Dual zones
- Stop and go ON/OFF
- Total Power: 3000W

DIMENSIONS(MM)

- Product Size: L520 x W290 x H60
- Cut out Size: L490 x W270
- Carton Size: L570 x W345 x H115
- LOADING: 20' /40' /40HQ:
- 1080 / 2160 / 2800 PCS



CHK-HD3005

Vitro Ceramic Hob

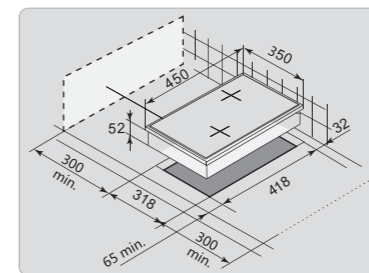
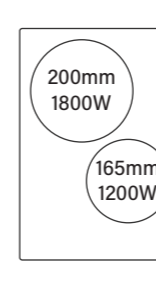


HOB FEATURE

- Touch control
- Timer
- 9-stage power setting
- Pan sensor
- Automatic safety switch off
- Individual residual heat indicators
- Child Lock
- Dual zones
- Stop and go ON/OFF
- Total Power: 3000W

DIMENSIONS(MM)

- Product Size: L450 x W350 x H52
- Cut out Size: L428 x W326
- Carton Size: L535 x W440 x H116
- LOADING: 20' /40' /40HQ:
- 1100 / 2260 / 3000 PCS



CHK-HD4402

70cm Vitro Ceramic Hob

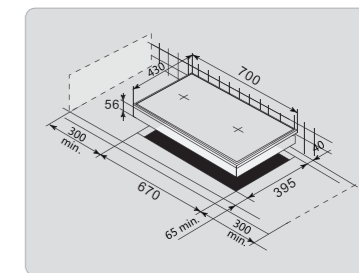
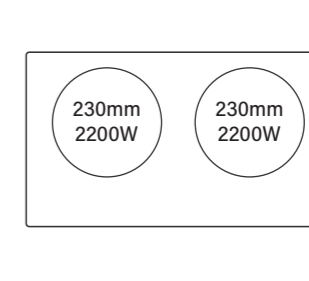


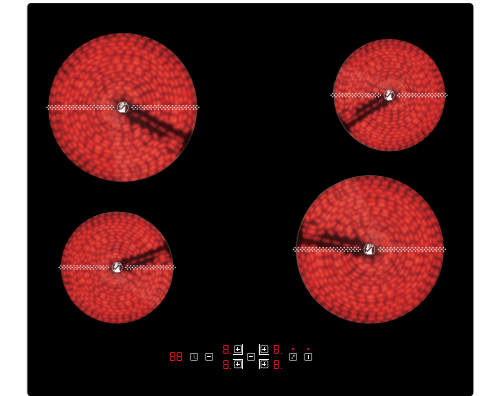
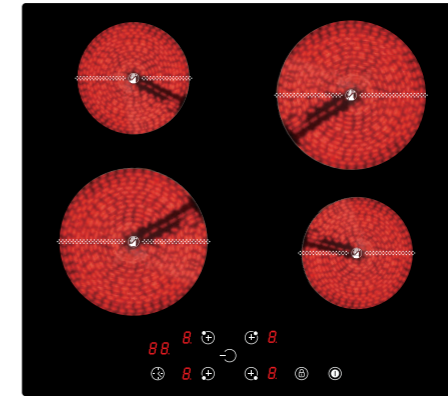
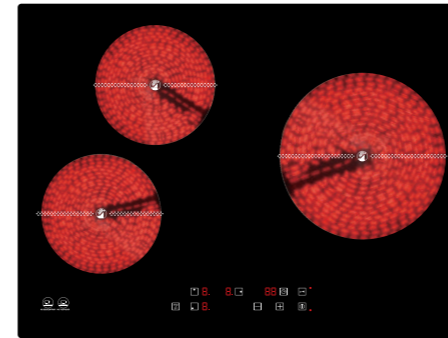
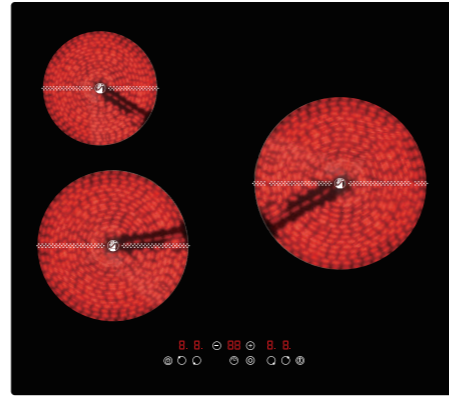
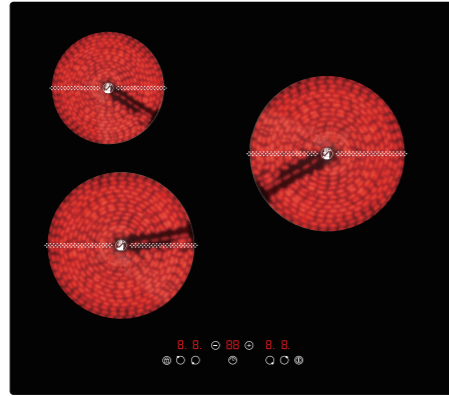
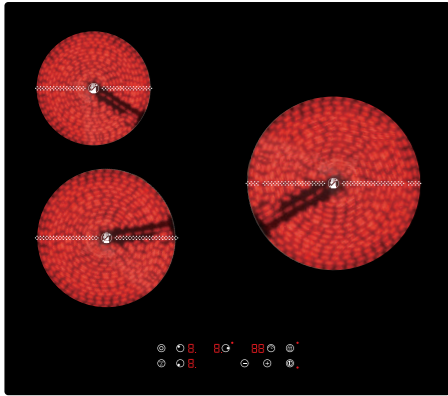
HOB FEATURE

- Touch control
- Timer
- 9-stage power setting
- Automatic safety switch off
- Individual residual heat indicators
- Child Lock
- Dual zones
- Total Power: 4400W

DIMENSIONS(MM)

- Product Size: L700 x W400 x H56
- Cut out Size: L670 x W395
- Carton Size: L780 x W500 x H115
- LOADING: 20' /40' /40HQ:
- 560 / 1120 / 1400 PCS





CHK-TD4202

Vitro Ceramic Hob

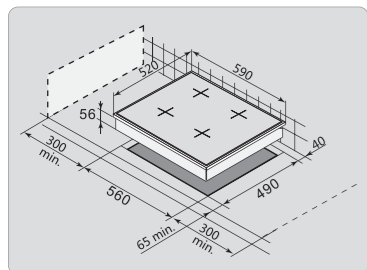
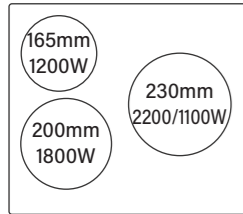


HOB FEATURE

- Touch control
- Timer
- 9-stage power setting
- Pan sensor
- Automatic safety switch off
- Residual heat indicators
- Child Lock
- Booster function
- Three zones
- Stop and go ON/OFF
- Total Power: 5200W

DIMENSIONS(MM)

- Product Size: L590 x W520 x H56
- Cut out Size: L560 x W490
- Carton Size: L700 x W625 x H140
- LOADING: 20' / 40' / 40HQ:
- 360 / 720 / 960 PCS



CHK-TD4801

Vitro Ceramic Hob

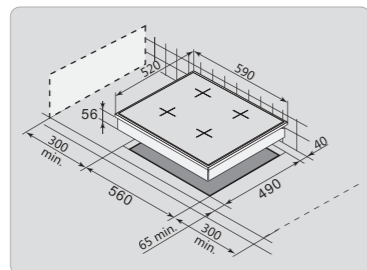
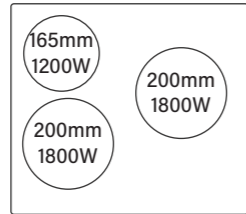


HOB FEATURE

- Touch control
- Timer
- 9-stage power setting
- Pan sensor
- Automatic safety switch off
- Residual heat indicators
- Child Lock
- Booster function
- Three zones
- Total Power: 5000W

DIMENSIONS(MM)

- Product Size: L590 x W520 x H56
- Cut out Size: L560 x W490
- Carton Size: L700 x W625 x H140
- LOADING: 20' / 40' / 40HQ:
- 360 / 720 / 960 PCS



CHK-TD5201

Vitro Ceramic Hob

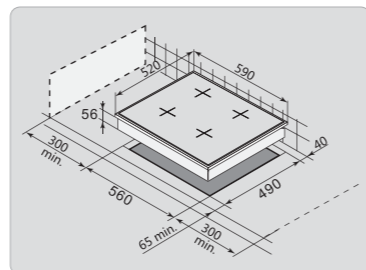
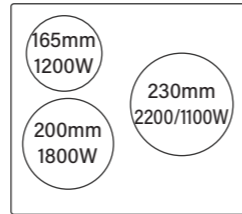


HOB FEATURE

- Touch control
- Timer
- 9-stage power setting
- Pan sensor
- Automatic safety switch off
- Residual heat indicators
- Child Lock
- Booster function
- Three zones
- Total Power: 5200W

DIMENSIONS(MM)

- Product Size: L590 x W520 x H56
- Cut out Size: L560 x W490
- Carton Size: L700 x W625 x H140
- LOADING: 20' / 40' / 40HQ:
- 360 / 720 / 960 PCS



CHK-TD4201

Vitro Ceramic Hob

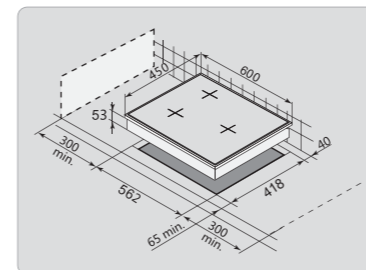
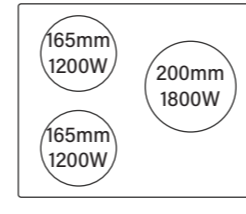


HOB FEATURE

- Touch control
- Timer
- 9-stage power setting
- Pan sensor
- Automatic safety switch off
- Residual heat indicators
- Child Lock
- Booster function
- Three zones
- Stop and go ON/OFF
- Total Power: 4200W

DIMENSIONS(MM)

- Product Size: L600 x W450 x H53
- Cut out Size: L600 x W450
- Carton Size: L680 x W545 x H120
- LOADING: 20' / 40' / 40HQ:
- 380 / 740 / 1000 PCS



CHK-FD6501

Vitro Ceramic Hob

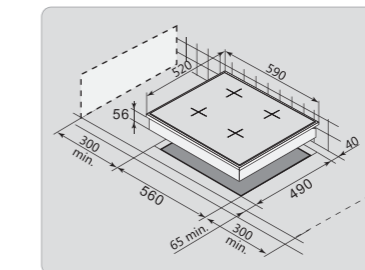
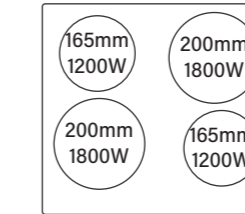


HOB FEATURE

- Touch control
- Timer
- 9-stage power setting
- Pan sensor
- Automatic safety switch off
- Residual heat indicators
- Child Lock
- Booster function
- Four zones
- Total Power: 6000W

DIMENSIONS(MM)

- Product Size: L590 x W520 x H56
- Cut out Size: L560 x W490
- Carton Size: L700 x W625 x H140
- LOADING: 20' / 40' / 40HQ:
- 360 / 720 / 960 PCS



CHK-6041TB-1

Vitro Ceramic Hob

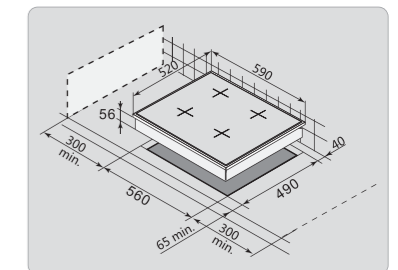
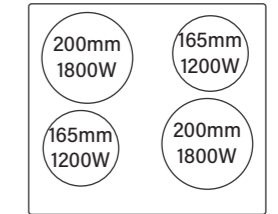


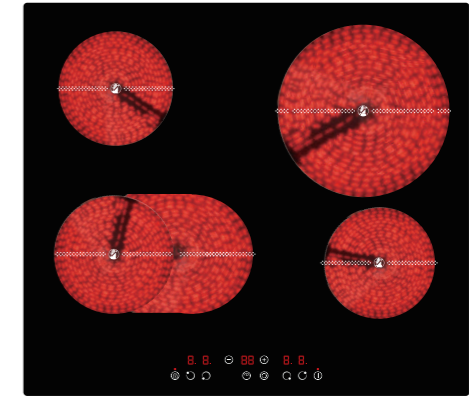
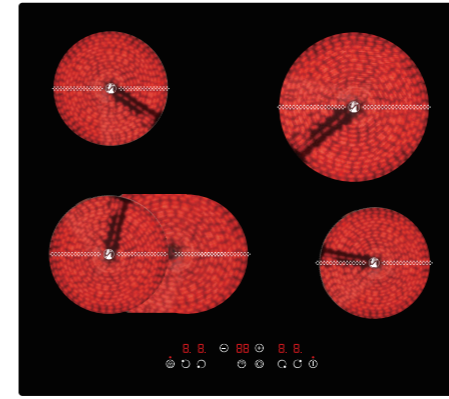
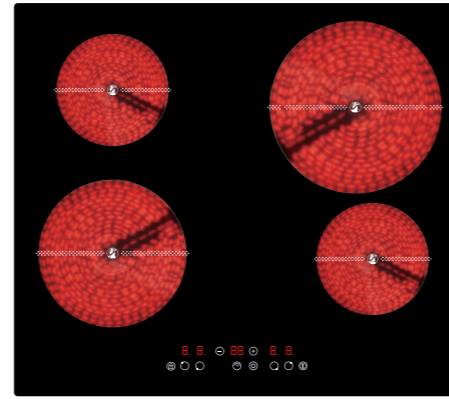
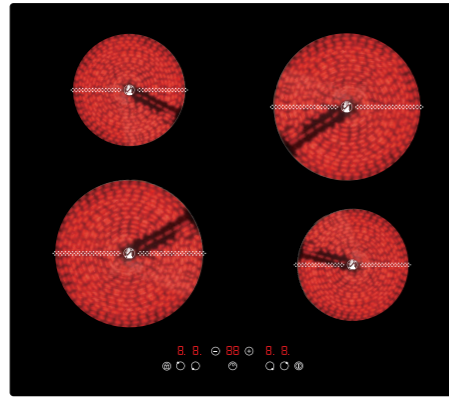
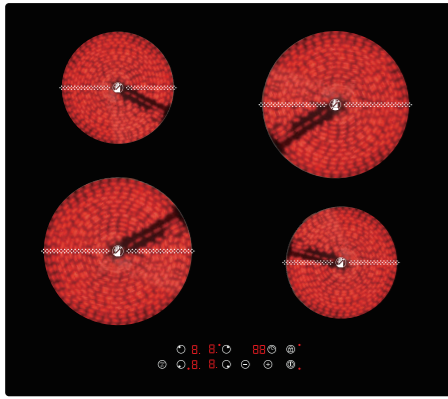
HOB FEATURE

- Touch control
- Timer
- 9-stage power setting
- Pan sensor
- Automatic safety switch off
- Residual heat indicators
- Child Lock
- Booster function
- Four zones
- Total Power: 6000W

DIMENSIONS(MM)

- Product Size: L590 x W520 x H56
- Cut out Size: L560 x W490
- Carton Size: L700 x W625 x H140
- LOADING: 20' / 40' / 40HQ:
- 360 / 720 / 960 PCS





CHK-FD6002

Vitro Ceramic Hob

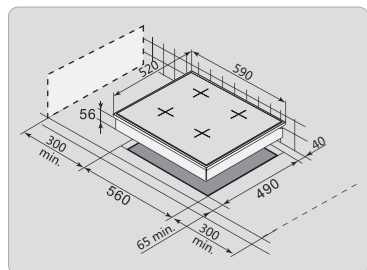



HOB FEATURE

- Touch control
- Timer
- 9-stage power setting
- Pan sensor
- Automatic safety switch off
- Residual heat indicators
- Child Lock
- Booster function
- Four zones
- Stop and go ON/OFF
- Total Power: 4200W

DIMENSIONS(MM)

- Product Size: L590 x W520 x H56
- Cut out Size: L560 x W490
- Carton Size: L700 x W625 x H140
- LOADING: 20' /40' /40HQ:
- 360 / 720 / 960 PCS



CHK-FD6003

Vitro Ceramic Hob

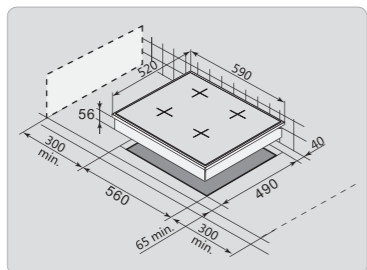



HOB FEATURE

- Touch control
- Timer
- 9-stage power setting
- Pan sensor
- Automatic safety switch off
- Residual heat indicators
- Child Lock
- Booster function
- Four zones
- Total Power: 6000W

DIMENSIONS(MM)

- Product Size: L590 x W520 x H56
- Cut out Size: L560 x W490
- Carton Size: L700 x W625 x H140
- LOADING: 20' /40' /40HQ:
- 360 / 720 / 960 PCS



CHK-FD6041

Vitro Ceramic Hob

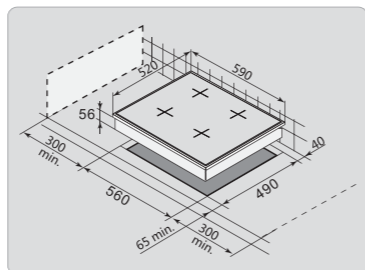



HOB FEATURE

- Touch control
- Timer
- 9-stage power setting
- Pan sensor
- Automatic safety switch off
- Residual heat indicators
- Child Lock
- Booster function
- Four zones
- Total Power: 6400W

DIMENSIONS(MM)

- Product Size: L590 x W520 x H56
- Cut out Size: L560 x W490
- Carton Size: L700 x W625 x H140
- LOADING: 20' /40' /40HQ:
- 360 / 720 / 960 PCS



CHK-FD6201F

Vitro Ceramic Hob

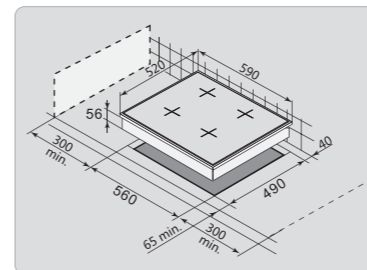
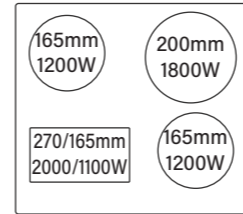


HOB FEATURE

- Touch control
- Timer
- 9-stage power setting
- Pan sensor
- Automatic safety switch off
- Residual heat indicators
- Child Lock
- Booster function
- Four zones
- Total Power: 6200W

DIMENSIONS(MM)

- Product Size: L590 x W520 x H56
- Cut out Size: L560 x W490
- Carton Size: L700 x W625 x H140
- LOADING: 20' /40' /40HQ:
- 360 / 720 / 960 PCS



CHK-FD6601F

Vitro Ceramic Hob

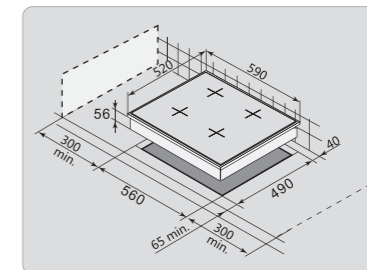
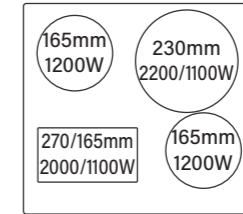


HOB FEATURE

- Touch control
- Timer
- 9-stage power setting
- Pan sensor
- Automatic safety switch off
- Residual heat indicators
- Child Lock
- Booster function
- Four zones
- Total Power: 6600W


DIMENSIONS(MM)

- Product Size: L590 x W520 x H56
- Cut out Size: L560 x W490
- Carton Size: L700 x W625 x H140
- LOADING: 20' /40' /40HQ:
- 360 / 720 / 960 PCS





PORTABLE INDUCTION COOKER SERIES



220V CE Model



CHK-CCX01-EU

- Unit Size : W353 x D280 x H50mm
- Actual Power: 1950W
- Supply Voltage: 220-240V~ 50/60Hz
- Control: Touch keys, 5 keys, 11 LED, 1x four digit segment display
- Preset cooking modes: 8
- Glass size: 280x280mm, black color, artwork can be customized
- Timer: YES
- Length of Power Cord: 1.2mtr
- Packaging accessories: User manual, PE bag, inner tray, gift box, carton
- Net weight: 2.3KG

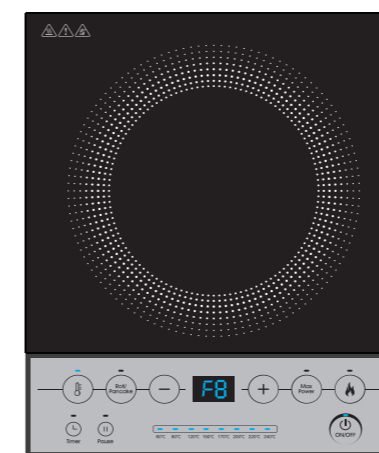
- Container information: 1pcs/gift box, 4pcs/carton
- 20GP: 1900PCS 40GP: 4100PCS 40HQ: 4800PCS



CHK-B2101

- Unit size: W270 x D340 x H60mm
- Actual power: 1950W
- Supply Voltage: 220-240V~ 50/60Hz
- Control: Push button, 4 keys, display: 12 LED
- Glass size: 237x237mm, black color, artwork can be customized
- Length of Power Cord: 1.2mtr
- Packaging accessories: User manual, PE bag, inner tray, gift box, carton
- Net weight: 2.4KG

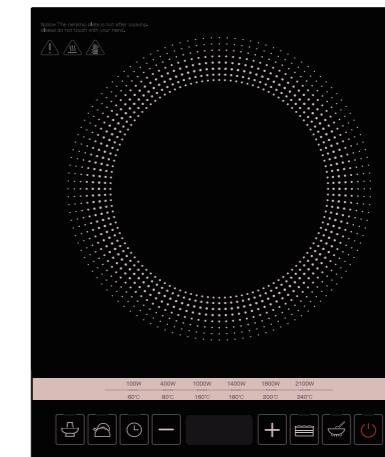
- Container information: 1pcs/gift box, 8pcs/carton
- 20GP: 1680PCS 40GP: 3360PCS 40HQ: 4320PCS



CHK-S2112 (Blue Display)

- Unit Size : W270 x D340 x H60mm
- Actual Power: 1950W
- Supply Voltage: 220-240V~ 50/60Hz
- Control: Push button, 9 keys, 15 blue LED, 1x two and a half digit segment display (BLUE)
- Preset cooking modes: 4
- Glass size: 270x260mm, black color, artwork can be customized
- Timer: YES
- Display Power & Temperature level: 9&8
- Length of Power Cord: 1.2mtr
- Packaging accessories: User manual, PE bag, inner tray, gift box, carton
- Net weight: 2.4KG

- Container information: 1pcs/gift box, 6pcs/carton
- 20GP: 1800PCS 40GP: 3600PCS 40HQ: 3900PCS



CHK-B2102

- Unit Size : W270 x D340 x H60mm
- Actual Power: 1950W
- Supply Voltage: 220-240V~ 50/60Hz
- Control: Push button, 8 keys, 12 LED, 1x three-digit segment display
- Preset cooking modes: 4
- Glass size: 270x270mm, black color, artwork can be customized
- Timer: YES
- Display Power & Temperature level: 6
- Length of Power Cord: 1.2mtr
- Packaging accessories: User manual, PE bag, inner tray, gift box, carton
- Net weight: 2.4KG

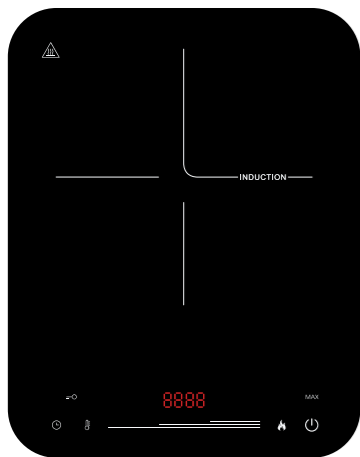
- Container information: 1pcs/gift box, 6pcs/carton
- 20GP: 1800PCS 40GP: 3600PCS 40HQ: 3900PCS



CHK-S2116


- Unit Size : W270 x D340 x H60mm
- Actual Power: 1950W
- Supply Voltage: 220-240V~ 50/60Hz
- Control: Touch keys, 5 keys, 11 red LED, 1x four digit segment display
- Preset cooking modes: 2
- Glass size: 270x340mm, black color, artwork can be customized
- Timer: YES
- Display Power & Temperature level: 9&8
- Length of Power Cord: 1.2mtr
- Packaging accessories: User manual, PE bag, inner tray, gift box, carton
- Net weight: 2.4KG

- Container information: 1pcs/gift box, 6pcs/carton
- 20GP: 1800PCS 40GP: 3600PCS 40HQ: 3900PCS




CHK-S2018

- Unit Size : W305 x D385 x H45mm
 - Actual Power: 1950W
 - Supply Voltage: 220-240V- 50/60Hz
 - Control: Touch keys, 6 keys, 1x four-digit segment display, slider control for power, The end user can start the cooktop with maximum power by press "Max" key
 - Glass size: 290x370mm(artwork can be customized)
 - Timer: YES
 - Display Power & Temperature level: 8
 - Length of Power Cord: 1.2mtr
 - Packaging accessories: User manual, PE bag, inner tray, gift box, carton
 - Net weight: 2.4KG
- Container information: 1pcs/gift box, 6pcs/carton
• 20GP: 1100PCS 40GP: 2300PCS 40HQ: 2500PCS



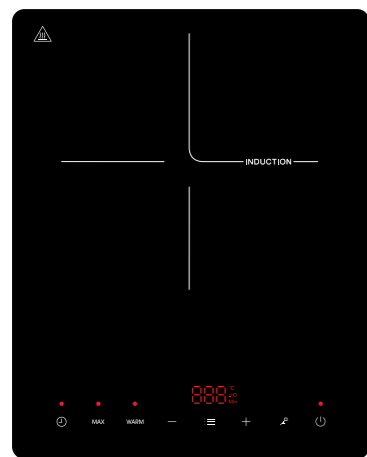
CHK-S2106

- Unit Size : W290 x D365 x H45mm
 - Actual Power: 1950W
 - Supply Voltage: 220-240V- 50/60Hz
 - Control: Touch keys, 4 keys, 4 red LED, 1x four-digit segment display slider control for power
 - Glass size: 290x365mm, black color, artwork can be customized
 - Timer: YES
 - Display Power & Temperature level: 8
 - Length of Power Cord: 1.2mtr
 - Packaging accessories: User manual, PE bag, inner tray, gift box, carton
 - Net weight: 2.3KG
- Container information: 1pcs/gift box, 6pcs/carton
• 20GP: 2000PCS 40GP: 4000PCS 40HQ: 4500PCS



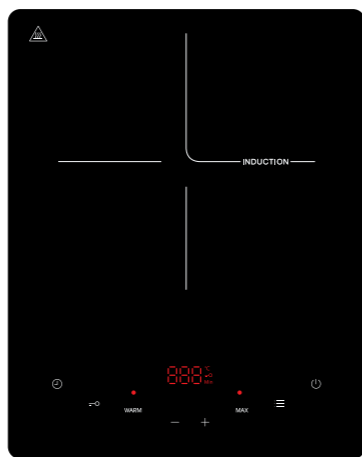
CHK-C2111-EU

- Unit Size : W290 x D365 x H45mm
 - Actual Power: 1950W
 - Supply Voltage: 220-240V- 50/60Hz
 - Control: Touch keys, 7 keys, 4 red LED, 1x three-digit segment display
 - Preset cooking modes: 2
 - Glass size: 290x365mm, black color, artwork can be customized
 - Timer: YES
 - Display Power & Temperature level: 8
 - Length of Power Cord: 1.2mtr
 - Packaging accessories: User manual, PE bag, inner tray, gift box, carton
 - Net weight: 2.3KG
- Container information: 1pcs/gift box, 6pcs/carton
• 20GP: 2000PCS 40GP: 4000PCS 40HQ: 4500PCS



CHK-C2112-EU

- Unit Size : W290 x D365 x H45mm
 - Actual Power: 1950W
 - Supply Voltage: 220-240V- 50/60Hz
 - Control: Touch keys, 8 keys, 4 red LED, 1x three-digit segment display
 - Preset cooking modes: 2
 - Glass size: 290x365mm, black color, artwork can be customized
 - Timer: YES
 - Display Power & Temperature level: 8
 - Length of Power Cord: 1.2mtr
 - Packaging accessories: User manual, PE bag, inner tray, gift box, carton
 - Net weight: 2.3KG
- Container information: 1pcs/gift box, 6pcs/carton
• 20GP: 2000PCS 40GP: 4000PCS 40HQ: 4500PCS



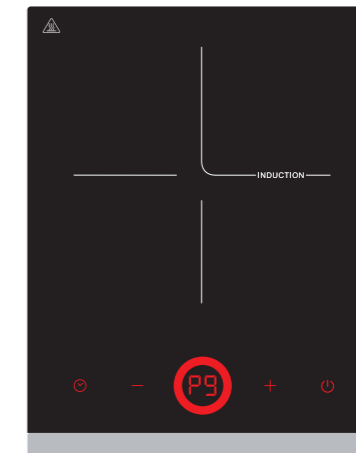
CHK-C2113-EU

- Unit Size : W290 x D365 x H45mm
 - Actual Power: 1950W
 - Supply Voltage: 220-240V- 50/60Hz
 - Control: Touch keys, 8 keys, 2 red LED, 1x three-digit segment display
 - Preset cooking modes: 2
 - Glass size: 290x365mm, black color, artwork can be customized
 - Timer: YES
 - Display Power & Temperature level: 8
 - Length of Power Cord: 1.2mtr
 - Packaging accessories: User manual, PE bag, inner tray, gift box, carton
 - Net weight: 2.3KG
- Container information: 1pcs/gift box, 6pcs/carton
• 20GP: 2000PCS 40GP: 4000PCS 40HQ: 4500PCS



CHK-S2105

- Unit Size : W295 x D375 x H60mm
 - Actual Power: 1950W
 - Supply Voltage: 220-240V- 50/60Hz
 - Control: Touch keys, 6 keys, 2 red LED, 1x four-digit segment display
 - Glass size: 295x360mm, black color, artwork can be customized
 - Timer: YES
 - Display Power & Temperature level: 10
 - Length of Power Cord: 1.2mtr
 - Packaging accessories: User manual, PE bag, inner tray, gift box, carton
 - Net weight: 2.6KG
- Container information: 1pcs/gift box, 8pcs/carton
• 20GP: 1600PCS 40GP: 3200PCS 40HQ: 4080PCS



CHK-S2105-E (Emissive ICON)

- Unit Size : W295 x D375 x H60mm
 - Actual Power: 1950W
 - Supply Voltage: 220-240V- 50/60Hz
 - Control: Touch keys, 4 keys, 1x two-digit segment display
 - Glass size: 295x360mm, black color, artwork can be customized
 - Timer: YES
 - Display Power & Temperature level: 9
 - Length of Power Cord: 1.2mtr
 - Packaging accessories: User manual, PE bag, inner tray, gift box, carton
 - Net weight: 2.6KG
- Container information: 1pcs/gift box, 8pcs/carton
• 20GP: 1600PCS 40GP: 3200PCS 40HQ: 4080PCS



CHK-CCS2213-E

- Unit Size : φ284 x H70.5mm
 - Actual Power: 2200W
 - Supply Voltage: 220-240V- 50/60Hz
 - Control: Knob control, 9 white LED
 - Glass size: φ284mm, black color, artwork can be customized
 - Length of Power Cord: 1.2mtr
 - Packaging accessories: User manual, PE bag, inner tray, gift box, carton
 - Net weight: 1.6KG
- Container information: 1pcs/gift box, 12pcs/carton
• 20GP: 2100PCS 40GP: 4200PCS 40HQ: 4500PCS



CHK-CCAS2202-E

- Unit Size : W285 x D285 x H52.5mm
 - Actual Power: 2200W
 - Supply Voltage: 220-240V- 50/60Hz
 - Control: Touch keys, 5 keys, 5 red LED, 1x four-digit segment display
 - Glass size: 285x285mm, single angle cutting 92 x 92mm, black color, artwork can be customized
 - Timer: YES
 - Display Power & Temperature level: 8
 - Length of Power Cord: 1.2mtr
 - Packaging accessories: User manual, PE bag, inner tray, gift box, carton
 - Net weight: 1.9KG
- Container information: 1pcs/gift box, 12pcs/carton
• 20GP: 2100PCS 40GP: 4200PCS 40HQ: 4500PCS



CHK-S2109N

- Unit Size : W270 x D310 x H65mm
- Actual Power: 1950W
- Supply Voltage: 220-240V~ 50/60Hz
- Control: Touch keys , 4 keys, 1x four-digit segment display
- Glass size: 270x310mm, black color, artwork can be customized
- Timer: YES
- Display Power & Temperature level: 9&8
- Length of Power Cord: 1.2mtr
- Packaging accessories: User manual, PE bag, inner tray, gift box, carton
- Net weight: 2.5KG

- Container information: 1pcs/gift box, 4pcs/carton
- 20GP: 2100PCS 40GP: 4200PCS 40HQ: 4500PCS



CHK-S2109N-E(Emissive ICON)

- Unit Size : W270 x D310 x H65mm
- Actual Power: 1950W
- Supply Voltage: 220-240V~ 50/60Hz
- Control: Touch keys , 4 keys, 1x four-digit segment display
- Glass size: 270x310mm, black color, artwork can be customized
- Timer: YES
- Display Power & Temperature level: 9&8
- Length of Power Cord: 1.2mtr
- Packaging accessories: User manual, PE bag, inner tray, gift box, carton
- Net weight: 2.5KG

- Container information: 1pcs/gift box, 4pcs/carton
- 20GP: 2100PCS 40GP: 4200PCS 40HQ: 4500PCS



CHK-DS3502 Slim Double burner hob(Desktop)

- Unit Size : W605 x D370 x H45mm
- Actual Power: 2KW+2KW, max 3.5KW
- Supply Voltage: 220-240V~ 50/60Hz
- Control: Touch keys , 6 keys, 7 red LED, 1x four-digit segment display slider control for power
- Glass size: 605x370mm, black color, artwork can be customized
- Timer: YES
- Display Power & Temperature level: 7
- Length of Power Cord: 1.2mtr
- Packaging accessories: User manual, PE bag, inner tray, gift box, carton
- Net weight: 4.8KG

- Container information: 1pcs/gift box, 3pcs/carton
- 20GP: 720PCS 40GP: 1500PCS 40HQ: 1700PCS



CHK-DS3503 Slim Double burner hob(Desktop)

- Unit Size : W605 x D370 x H45mm
- Actual Power: 2KW+2KW, max 3.5KW
- Supply Voltage: 220-240V~ 50/60Hz
- Control: Touch keys, Left burner: Max. power: 2000W, 5 keys, 5 red LED
Right burner: Max. power: 2000W, 5 keys, 5 red LED
Smart power allocation for two burners: 3500W
- Glass size: 302.5x370mm x2, black color, artwork can be customized
- Timer: YES
- Display Power & Temperature level: 7
- Length of Power Cord: 1.2mtr
- Packaging accessories: User manual, PE bag, inner tray, gift box, carton
- Net weight: 4.6KG
- Container information: 1pcs/gift box, 3pcs/carton
- 20GP: 720PCS 40GP: 1500PCS 40HQ: 1700PCS

PORTABLE INDUCTION COOKER SERIES



120V ETL Model



CHK-CCA43-US(Emissive ICON)

- Unit Size : W270 x D310 x H65mm
- Actual Power: 1800W
- Supply Voltage: 120V 50/60Hz
- Control: Touch keys, 4 keys, 1x three-digit segment display
- Glass size: 270x310mm, black color, artwork can be customized
- Timer: YES
- Display Power & Temperature level: 9&8
- Length of Power Cord: 1.2mtr
- Packaging accessories: User manual, PE bag, inner tray, gift box, carton
- Net weight: 2.5KG


- Container information: 1pcs/gift box, 4pcs/carton
- 20GP: 2100PCS 40GP: 4200PCS 40HQ: 4500PCS



CHK-S2109M

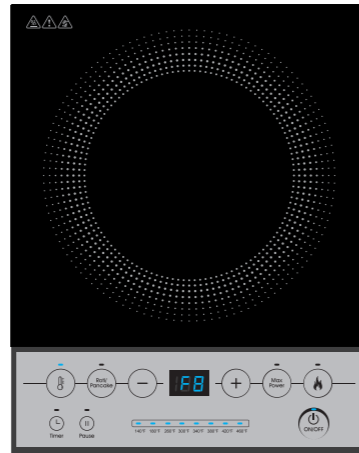
- Unit Size : W270 x D310 x H65mm
- Actual Power: 1800W
- Supply Voltage: 120V 50/60Hz
- Control: Touch keys, 3 keys, 1x four-digit segment display
- Glass size: 270x310mm, black color, artwork can be customized
- Timer: YES
- Display Power & Temperature level: 8
- Length of Power Cord: 1.2mtr
- Packaging accessories: User manual, PE bag, inner tray, gift box, carton
- Net weight: 2.5KG

- Container information: 1pcs/gift box, 4pcs/carton
- 20GP: 2100PCS 40GP: 4200PCS 40HQ: 4500PCS




CHK-CCA12

- Unit Size : W270 x D340 x H60mm
- Actual Power: 1800W
- Supply Voltage: 120V 50/60Hz
- Control: Push button, 11 keys, 17 red LED, 1x two and a half-digit segment display
- Preset cooking modes: 7
- Glass size: 270x260mm, black color, artwork can be customized
- Timer: YES
- Display Power & Temperature level: 9&8
- Length of Power Cord: 1.2mtr
- Packaging accessories: User manual, PE bag, inner tray, gift box, carton
- Net weight: 2.4KG
- Container information: 1pcs/gift box, 4pcs/carton
- 20GP: 1800PCS 40GP: 3600PCS 40HQ: 3900PCS



CHK-CCA12-US (Blue Display)

- Unit Size : W270 x D340 x H60mm
- Actual Power: 1800W
- Supply Voltage: 120V 50/60Hz
- Control: Push button, 11 keys, 15 blue LED, 1x two and a half-digit segment display(BLUE)
- Preset cooking modes: 4
- Glass size: 270x260mm, black color, artwork can be customized
- Timer: YES
- Display Power & Temperature level: 9&8
- Length of Power Cord: 1.2mtr
- Packaging accessories: User manual, PE bag, inner tray, gift box, carton
- Net weight: 2.4KG
- Container information: 1pcs/gift box, 4pcs/carton
- 20GP: 1800PCS 40GP: 3600PCS 40HQ: 3900PCS



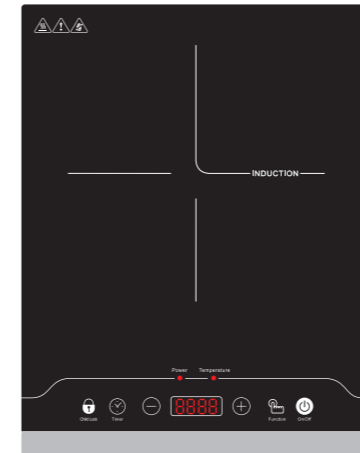
CHK-CCA16

- Unit Size : W270 x D340 x H60mm
- Actual Power: 1800W
- Supply Voltage: 120V 50/60Hz
- Control: Touch keys, 5 keys, 13 red LED, 1x four-digit segment display
- Preset cooking modes: 5
- Glass size: 270x340mm, black color, artwork can be customized
- Timer: YES
- Display Power & Temperature level: 5
- Length of Power Cord: 1.2mtr
- Packaging accessories: User manual, PE bag, inner tray, gift box, carton
- Net weight: 2.4KG
- Container information: 1pcs/gift box, 4pcs/carton
- 20GP: 1800PCS 40GP: 3600PCS 40HQ: 3900PCS



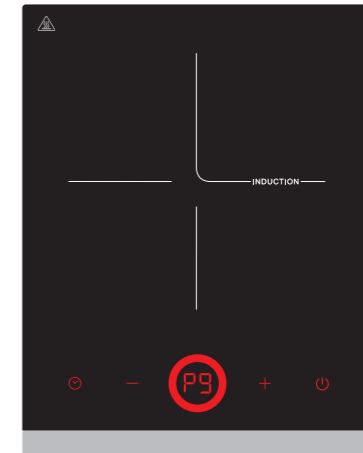
CHK-CCA16-US

- Unit Size : W270 x D340 x H60mm
- Actual Power: 1800W
- Supply Voltage: 120V 50/60Hz
- Control: Touch keys, 5 keys, 11 red LED, 1x four-digit segment display
- Preset cooking modes: 2
- Glass size: 270x340mm, black color, artwork can be customized
- Timer: YES
- Display Power & Temperature level: 9&8
- Length of Power Cord: 1.2mtr
- Packaging accessories: User manual, PE bag, inner tray, gift box, carton
- Net weight: 2.4KG
- Container information: 1pcs/gift box, 4pcs/carton
- 20GP: 1800PCS 40GP: 3600PCS 40HQ: 3900PCS



CHK-CCA02

- Unit Size : W295 x D375 x H60mm
- Actual Power: 1800W
- Supply Voltage: 120V 50/60Hz
- Control: Touch keys, 6 keys, 2 red LED, 1x four-digit segment display
- Glass size: 295x360mm, black color, artwork can be customized
- Timer: YES
- Display Power & Temperature level: 9&8
- Length of Power Cord: 1.2mtr
- Packaging accessories: User manual, PE bag, inner tray, gift box, carton
- Net weight: 2.6KG
- Container information: 1pcs/gift box, 8pcs/carton
- 20GP: 1600PCS 40GP: 3200PCS 40HQ: 4080PCS



CHK-CCA02-US (Emissive ICON)

- Unit Size : W295 x D375 x H60mm
- Actual Power: 1800W
- Supply Voltage: 120V 50/60Hz
- Control: Touch keys, 4 keys, 1x two-digit segment display
- Glass size: 295x360mm, black color, artwork can be customized
- Timer: YES
- Display Power & Temperature level: 9
- Length of Power Cord: 1.2mtr
- Packaging accessories: User manual, PE bag, inner tray, gift box, carton
- Net weight: 2.6KG
- Container information: 1pcs/gift box, 8pcs/carton
- 20GP: 1600PCS 40GP: 3200PCS 40HQ: 4080PCS



CHK-CCA05-US

- Unit Size : W270 x D340 x H60mm
- Actual Power: 1800W
- Supply Voltage: 120V 50/60Hz
- Control: Touch keys, 8 keys, 1x four-digit segment display slider control for power
- Glass size: 250x320mm, black color, artwork can be customized
- Timer: YES
- Display Power & Temperature level: 9&8
- Length of Power Cord: 1.2mtr
- Packaging accessories: User manual, PE bag, inner tray, gift box, carton
- Net weight: 2.2KG
- Container information: 1pcs/gift box, 8pcs/carton
- 20GP: 2000PCS 40GP: 4000PCS 40HQ: 4500PCS



CHK-CCA06-US

- Unit Size : W270 x D340 x H60mm
- Actual Power: 1800W
- Supply Voltage: 120V 50/60Hz
- Control: Touch keys, 8 keys, 4 red LED, 1x three-digit segment display
- Glass size: 250x320mm, black color, artwork can be customized
- Timer: YES
- Display Power & Temperature level: 9&8
- Length of Power Cord: 1.2mtr
- Packaging accessories: User manual, PE bag, inner tray, gift box, carton
- Net weight: 2.2KG
- Container information: 1pcs/gift box, 8pcs/carton
- 20GP: 2000PCS 40GP: 4000PCS 40HQ: 4500PCS



PORTABLE INDUCTION COOKER SERIES



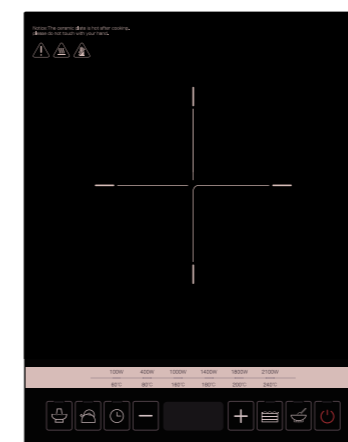
220V Rest of the World



CHK-CCA25

- Unit Size : W295 x D375 x H60mm
- Actual Power: 1800W
- Supply Voltage: 120V 50/60Hz
- Control: Touch keys, 6 keys, 2 red LED, 1x four-digit segment display
- Glass size: 295x360mm, black color, artwork can be customized
- Timer: YES
- Display Power & Temperature level: 10
- Length of Power Cord: 1.2mtr
- Packaging accessories: User manual, PE bag, inner tray, gift box, carton
- Net weight: 2.6KG

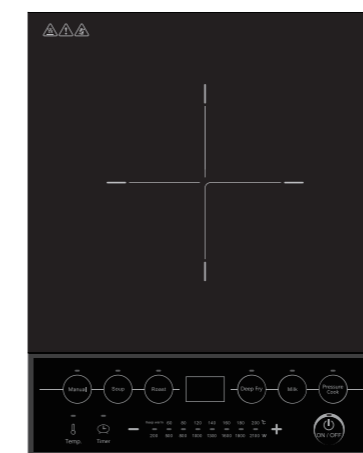
- Container information: 1pcs/gift box, 8pcs/carton
- 20GP: 1600PCS 40GP: 3200PCS 40HQ: 4080PCS



CHK-C2103

- Unit Size : W270 x D340 x H60mm
- Actual Power: 1950W
- Supply Voltage: 220-240V~ 50/60Hz
- Control: Push button, 8 keys, 12 LED, 1x three-digit segment display
- Preset cooking modes: 4
- Glass size: 270x270mm, black color, artwork can be customized
- Timer: YES
- Display Power & Temperature level: 6
- Length of Power Cord: 1.2mtr
- Packaging accessories: User manual, PE bag, inner tray, gift box, carton
- Net weight: 2.4KG

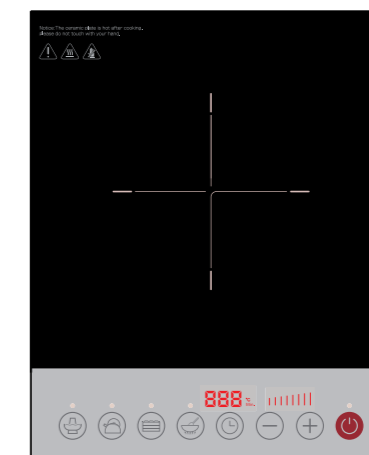
- Container information: 1pcs/gift box, 6pcs/carton
- 20GP: 1800PCS 40GP: 3600PCS 40HQ: 3900PCS



CHK-CCA10

- Unit Size : W270 x D340 x H60mm
- Actual Power: 1950W
- Supply Voltage: 220-240V~ 50/60Hz
- Control: Push button, 11 keys, 17 blue LED, 1x two and a half digit segment display
- Preset cooking modes: 6
- Glass size: 270x260mm, black color, artwork can be customized
- Timer: YES
- Display Power & Temperature level: 8
- Length of Power Cord: 1.2mtr
- Packaging accessories: User manual, PE bag, inner tray, gift box, carton
- Net weight: 2.4KG

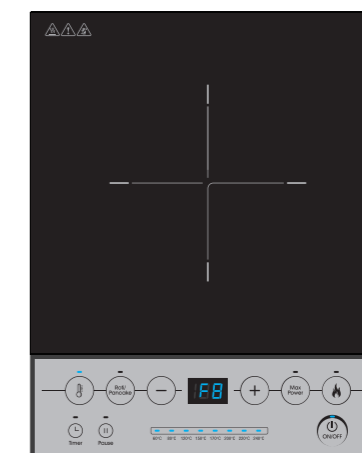
- Container information: 1pcs/gift box, 6pcs/carton
- 20GP: 1800PCS 40GP: 3600PCS 40HQ: 3900PCS



CHK-C2101T

- Unit Size : W270 x D340 x H60mm
- Actual Power: 1950W
- Supply Voltage: 220-240V~ 50/60Hz
- Control: Push button, 8 keys, 5 LED, 1x three digit segment display
- power level display
- Preset cooking modes: 4
- Glass size: 270x270mm, black color, artwork can be customized
- Timer: YES
- Display Power & Temperature level: 8
- Length of Power Cord: 1.2mtr
- Packaging accessories: User manual, PE bag, inner tray, gift box, carton
- Net weight: 2.4KG

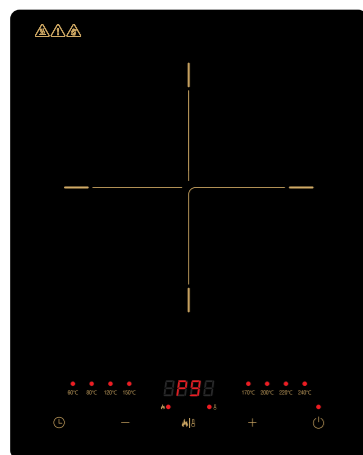
- Container information: 1pcs/gift box, 6pcs/carton
- 20GP: 1800PCS 40GP: 3600PCS 40HQ: 3900PCS



CHK-CS2112(Blue Display)

- Unit Size : W270 x D340 x H60mm
- Actual Power: 1950W
- Supply Voltage: 220-240V~ 50/60Hz
- Control: Push button, 9 keys, 15 blue LED, 1x two and a half digit segment display (BLUE)
- Preset cooking modes: 4
- Glass size: 270x260mm, black color, artwork can be customized
- Timer: YES
- Display Power & Temperature level: 9&8
- Length of Power Cord: 1.2mtr
- Packaging accessories: User manual, PE bag, inner tray, gift box, carton
- Net weight: 2.4KG

- Container information: 1pcs/gift box, 6pcs/carton
- 20GP: 1800PCS 40GP: 3600PCS 40HQ: 3900PCS



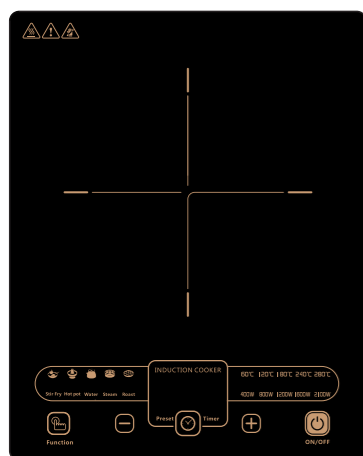
CHK-CS2116

- Unit Size : W270 x D340 x H60mm
 - Actual Power: 1950W
 - Supply Voltage: 220-240V~ 50/60Hz
 - Control: Touch keys, 5 keys, 11 LED, 1x four digit segment display
 - Preset cooking modes: 2
 - Glass size: 270x340mm, black color, artwork can be customized
 - Timer: YES
 - Display Power & Temperature level: 9&8
 - Length of Power Cord: 1.2mtr
 - Packaging accessories: User manual, PE bag, inner tray, gift box, carton
 - Net weight: 2.4KG
- Container information: 1pcs/gift box, 6pcs/carton
• 20GP: 1800PCS 40GP: 3600PCS 40HQ: 3900PCS



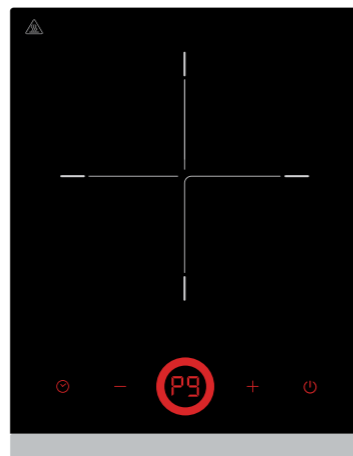
CHK-CS2108

- Unit Size : W305 x D385 x H45mm
 - Actual Power: 1950W
 - Supply Voltage: 220-240V~ 50/60Hz
 - Control: Touch keys, 6 keys, 1x four-digit segment display, slider control for power, The end user can start the cooktop with maximum power by press "Max" key
 - Glass size: 290x370mm(artwork can be customized)
 - Timer: YES
 - Display Power & Temperature level: 8
 - Length of Power Cord: 1.2mtr
 - Packaging accessories: User manual, PE bag, inner tray, gift box, carton
 - Net weight: 2.4KG
- Container information: 1pcs/gift box, 6pcs/carton
• 20GP: 1100PCS 40GP: 2300PCS 40HQ: 2500PCS



CHK-CCA14

- Unit Size : W270 x D340 x H60mm
 - Actual Power: 1950W
 - Supply Voltage: 220-240V~ 50/60Hz
 - Control: Touch keys, 5 keys, 13 LED, 1x four digit segment display
 - Preset cooking modes: 5
 - Glass size: 270x340mm, black color, artwork can be customized
 - Timer: YES
 - Display Power & Temperature level: 5
 - Length of Power Cord: 1.2mtr
 - Packaging accessories: User manual, PE bag, inner tray, gift box, carton
 - Net weight: 2.4KG
- Container information: 1pcs/gift box, 6pcs/carton
• 20GP: 1800PCS 40GP: 3600PCS 40HQ: 3900PCS



CHK-CS2105E

- Unit Size : W295 x D375 x H60mm
 - Actual Power: 1950W
 - Supply Voltage: 220-240V~ 50/60Hz
 - Control: Touch keys, 4 keys, 1x two-digit segment display (Emissive ICON)
 - Glass size: 295x360mm, black color, artwork can be customized
 - Timer: YES
 - Display Power & Temperature level: 9
 - Length of Power Cord: 1.2mtr
 - Packaging accessories: User manual, PE bag, inner tray, gift box, carton
 - Net weight: 2.6KG
- Container information: 1pcs/gift box, 8pcs/carton
• 20GP: 1600PCS 40GP: 3200PCS 40HQ: 4080PCS



CHK-CS2109N

- Unit Size : W270 x D310 x H65mm
 - Actual Power: 1950W
 - Supply Voltage: 220-240V~ 50/60Hz
 - Control: Touch keys, 4 keys, 1x four-digit segment display
 - Glass size: 270x310mm, black color, artwork can be customized
 - Timer: YES
 - Display Power & Temperature level: 9&8
 - Length of Power Cord: 1.2mtr
 - Packaging accessories: User manual, PE bag, inner tray, gift box, carton
 - Net weight: 2.5KG
- Container information: 1pcs/gift box, 4pcs/carton
• 20GP: 2100PCS 40GP: 4200PCS 40HQ: 4500PCS



CHK-CS2109N-E (Emissive ICON)

- Unit Size : W270 x D310 x H65mm
 - Actual Power: 1950W
 - Supply Voltage: 220-240V~ 50/60Hz
 - Control: Touch keys, 4 keys, 1x four-digit segment display Emissive ICON
 - Glass size: 270x310mm, black color, artwork can be customized
 - Timer: YES
 - Display Power & Temperature level: 9&8
 - Length of Power Cord: 1.2mtr
 - Packaging accessories: User manual, PE bag, inner tray, gift box, carton
 - Net weight: 2.5KG
- Container information: 1pcs/gift box, 4pcs/carton
• 20GP: 2100PCS 40GP: 4200PCS 40HQ: 4500PCS



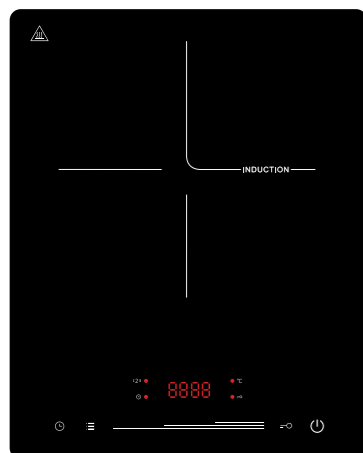
CHK-DS3502 Slim Double burner hob (Desktop)

- Unit Size : W605 x D370 x H45mm
 - Actual Power: 2KW+2KW, max 3.5KW
 - Supply Voltage: 220-240V~ 50/60Hz
 - Control: Touch keys, 6 keys, 7 red LED, 1x four-digit segment display slider control for power
 - Glass size: 605x370mm, black color, artwork can be customized
 - Timer: YES
 - Display Power & Temperature level: 7
 - Length of Power Cord: 1.2mtr
 - Packaging accessories: User manual, PE bag, inner tray, gift box, carton
 - Net weight: 4.8KG
- Container information: 1pcs/gift box, 3pcs/carton
• 20GP: 720PCS 40GP: 1500PCS 40HQ: 1700PCS



CHK-DS3503 Slim Double burner hob (Desktop)

- Unit Size : W605 x D370 x H45mm
 - Actual Power: 2KW+2KW, max 3.5KW
 - Supply Voltage: 220-240V~ 50/60Hz
 - Control: Touch keys, Left burner: Max. power: 2000W, 5 keys, 5 red LED Right burner: Max. power: 2000W, 5 keys, 5 red LED Smart power allocation for two burners: 3500W
 - Glass size: 302.5x370mm x2, black color, artwork can be customized
 - Timer: YES
 - Display Power & Temperature level: 7
 - Length of Power Cord: 1.2mtr
 - Packaging accessories: User manual, PE bag, inner tray, gift box, carton
 - Net weight: 4.6KG
- Container information: 1pcs/gift box, 3pcs/carton
• 20GP: 720PCS 40GP: 1500PCS 40HQ: 1700PCS




CHK-CS2106

- Unit Size : W290 x D365 x H45mm
 - Actual Power: 1950W
 - Supply Voltage: 220-240V~ 50/60Hz
 - Control: Touch keys , 4 keys, 4 red LED, 1x four-digit segment display slider control for power
 - Glass size: 290x365mm, black color, artwork can be customized
 - Timer: YES
 - Display Power & Temperature level: 8
 - Length of Power Cord: 1.2mtr
 - Packaging accessories: User manual, PE bag, inner tray, gift box, carton
 - Net weight: 2.3KG
- Container information: 1pcs/gift box, 6pcs/carton
 • 20GP: 2000PCS 40GP: 4000PCS 40HQ: 4500PCS



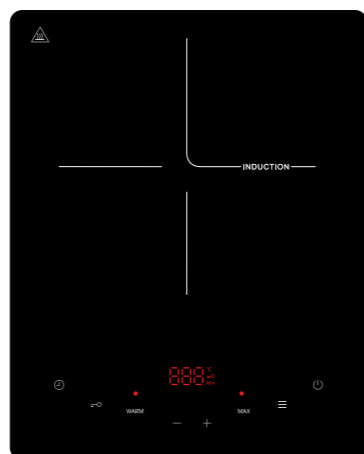
CHK-C2111

- Unit Size : W290 x D365 x H45mm
 - Actual Power: 1950W
 - Supply Voltage: 220-240V~ 50/60Hz
 - Control: Touch keys , 7 keys, 4 red LED, 1x three-digit segment display
 - Preset cooking modes: 2
 - Glass size: 290x365mm, black color, artwork can be customized
 - Timer: YES
 - Display Power & Temperature level: 8
 - Length of Power Cord: 1.2mtr
 - Packaging accessories: User manual, PE bag, inner tray, gift box, carton
 - Net weight: 2.3KG
- Container information: 1pcs/gift box, 6pcs/carton
 • 20GP: 2000PCS 40GP: 4000PCS 40HQ: 4500PCS



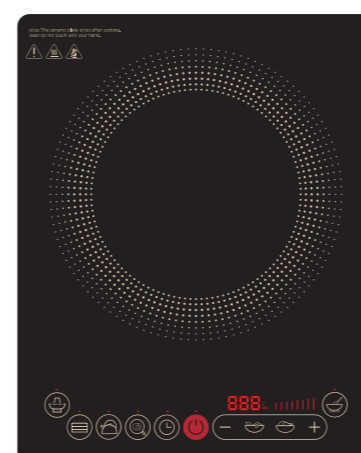
CHK-C2112

- Unit Size : W290 x D365 x H45mm
 - Actual Power: 1950W
 - Supply Voltage: 220-240V~ 50/60Hz
 - Control: Touch keys , 8 keys, 4 red LED, 1x three-digit segment display
 - Preset cooking modes: 2
 - Glass size: 290x365mm, black color, artwork can be customized
 - Timer: YES
 - Display Power & Temperature level: 8
 - Length of Power Cord: 1.2mtr
 - Packaging accessories: User manual, PE bag, inner tray, gift box, carton
 - Net weight: 2.3KG
- Container information: 1pcs/gift box, 6pcs/carton
 • 20GP: 2000PCS 40GP: 4000PCS 40HQ: 4500PCS




CHK-CS2113

- Unit Size : W290 x D365 x H45mm
 - Actual Power: 1950W
 - Supply Voltage: 220-240V~ 50/60Hz
 - Control: Touch keys , 8 keys, 2 red LED, 1x three-digit segment display
 - Preset cooking modes: 2
 - Glass size: 290x365mm, black color, artwork can be customized
 - Timer: YES
 - Display Power & Temperature level: 8
 - Length of Power Cord: 1.2mtr
 - Packaging accessories: User manual, PE bag, inner tray, gift box, carton
 - Net weight: 2.3KG
- Container information: 1pcs/gift box, 6pcs/carton
 • 20GP: 2000PCS 40GP: 4000PCS 40HQ: 4500PCS



CHK-CS2114

- Unit Size : W290 x D365 x H45mm
 - Actual Power: 1950W
 - Supply Voltage: 220-240V~ 50/60Hz
 - Control: Touch keys , 11 keys, 7 red LED, 1x three-digit segment display, power level display
 - Preset cooking modes: 5
 - Glass size: 290x365mm, black color, artwork can be customized
 - Timer: YES
 - Display Power & Temperature level: 8
 - Length of Power Cord: 1.2mtr
 - Packaging accessories: User manual, PE bag, inner tray, gift box, carton
 - Net weight: 2.3KG
- Container information: 1pcs/gift box, 6pcs/carton
 • 20GP: 2000PCS 40GP: 4000PCS 40HQ: 4500PCS



CHK-CCD21

- Unit Size : W280 x D350 x H45mm
 - Actual Power: 1950W
 - Supply Voltage: 220-240V~ 50/60Hz
 - Control: Touch keys , 7 keys, 8 functions, 1x four-digit segment display
 - Glass size: 280x350mm, black color, artwork can be customized
 - Timer: YES
 - Length of Power Cord: 1.2mtr
 - Packaging accessories: User manual, PE bag, inner tray, gift box, carton
 - Net weight: 2.4KG
- Container information: 1pcs/gift box, 4pcs/carton
 • 20GP: 1680PCS 40GP: 3360PCS 40HQ: 4320PCS



CHK-CCS2213

- Unit Size : φ284 x H70.5mm
 - Actual Power: 2200W
 - Supply Voltage: 220-240V~ 50/60Hz
 - Control: Knob control, 9 white LED
 - Glass size: φ284mm, black color, artwork can be customized
 - Length of Power Cord: 1.2mtr
 - Packaging accessories: User manual, PE bag, inner tray, gift box, carton
 - Net weight: 1.6KG
- Container information: 1pcs/gift box, 12pcs/carton
 • 20GP: 2100PCS 40GP: 4200PCS 40HQ: 4500PCS



CHK-CCAS2202

- Unit Size : W285 x D285 x H52.5mm
 - Actual Power: 2200W
 - Supply Voltage: 220-240V~ 50/60Hz
 - Control: Touch keys , 5 keys, 5 red LED, 1x four-digit segment display
 - Glass size: 285x285mm, single angle cutting 92 x 92mm, black color, artwork can be customized
 - Timer: YES
 - Display Power & Temperature level: 8
 - Length of Power Cord: 1.2mtr
 - Packaging accessories: User manual, PE bag, inner tray, gift box, carton
 - Net weight: 1.9KG
- Container information: 1pcs/gift box, 12pcs/carton
 • 20GP: 2100PCS 40GP: 4200PCS 40HQ: 4500PCS



CHK-CCA49

- Unit size: W270 x D340 x H60mm
 - Actual power: 1950W
 - Supply Voltage: 220-240V~ 50/60Hz
 - Control: Push button, 4 keys, display: 12 LED
 - Glass size: 237x237mm, black color, artwork can be customized
 - Length of Power Cord: 1.2mtr
 - Packaging accessories: User manual, PE bag, inner tray, gift box, carton
 - Net weight: 2.4KG
- Container information: 1pcs/gift box, 8pcs/carton
 - 20GP: 1680PCS 40GP: 3360PCS 40HQ: 4320PCS




CHK-CCA27

- Unit size: W270 x D340 x H60mm
 - Actual power: 1950W
 - Supply Voltage: 220-240V~ 50/60Hz
 - Control: Push button, 7 keys, 12 red LED
 - Glass size: 270x260mm, black color, artwork can be customized
 - Timer: YES
 - Length of Power Cord: 1.2mtr
 - Packaging accessories: User manual, PE bag, inner tray, gift box, carton
 - Net weight: 2.4KG
- Container information: 1pcs/gift box, 8pcs/carton
 - 20GP: 1680PCS 40GP: 3360PCS 40HQ: 4320PCS



CHK-CCX01

- Unit Size : W353 x D280 x H50mm
 - Actual Power: 1950W
 - Supply Voltage: 220-240V~ 50/60Hz
 - Control: Touch keys, 5 keys, 11 LED, 1x four digit segment display
 - Preset cooking modes: 8
 - Glass size: 280x280mm, black color, artwork can be customized
 - Timer: YES
 - Length of Power Cord: 1.2mtr
 - Packaging accessories: User manual, PE bag, inner tray, gift box, carton
 - Net weight: 2.3KG
- Container information: 1pcs/gift box, 4pcs/carton
 - 20GP: 1900PCS 40GP: 4100PCS 40HQ: 4800PCS



CHK-CCA51

- Unit Size : W270 x D340 x H60mm
 - Actual Power: 1500W
 - Supply Voltage: 220-240V~ 50/60Hz
 - Control: Touch keys, 5 keys, 11 red LED 1x four-digit segment display
 - Glass size: 270x340mm, black color, artwork can be customized
 - Timer: YES
 - Length of Power Cord: 1.2mtr
 - Packaging accessories: User manual, PE bag, inner tray, gift box, carton
 - Net weight: 2.4KG
- Container information: 1pcs/gift box, 4pcs/carton
 - 20GP: 1680PCS 40GP: 3360PCS 40HQ: 4320PCS

PORTABLE CERAMIC COOKER SERIES



220V Rest of the World



CHK-CS01 Portable Single Ceramic Hob (Dual Ring Full Metal Body)

- Unit Size : W360 xD280 x H65mm
 - Actual Power: 2200W
 - Supply Voltage: 220-240V~ 50/60Hz
 - Control: Touch keys, 8 keys, 2 red LED, 1 Knob, 1x four-digit segment display
 - Glass size: 360x280mm, black color, artwork can be customized
 - Timer: YES
 - Length of Power Cord: 1.2mtr
 - Packaging accessories: User manual, PE bag, inner tray, gift box, carton
 - Net weight: 2.8KG
- Container information: 1pcs/gift box, 6pcs/carton
 - 20GP: 2000PCS 40GP: 4100PCS 40HQ: 4300PCS

CHK-CS09

- Unit Size : W187 x D184 x H69mm
 - Actual Power: 800W
 - Supply Voltage: 220-240V~ 50/60Hz
 - Control: Touch keys, 4 keys, 1x three-digit segment display
 - Glass size: φ146mm, black color, artwork can be customized
 - Timer: YES
 - Length of Power Cord: 1.2mtr
 - Packaging accessories: User manual, PE bag, inner tray, gift box, carton
 - Net weight: 1.1KG
- Container information: 1pcs/gift box, 8pcs/carton
 - 20GP: 2100PCS 40GP: 4200PCS 40HQ: 4500PCS





CHK-CS10

- Unit Size : W200 x D200 x H67mm
 - Actual Power: 1000W
 - Supply Voltage: 220-240V~ 50/60Hz
 - Control: Touch keys , 4 keys, 1x four-digit segment display
 - Glass size: 178x178mm, black color, artwork can be customized
 - Timer: YES
 - Length of Power Cord: 1.2mtr
 - Packaging accessories: User manual, PE bag, inner tray, gift box, carton
 - Net weight: 1.2KG
- Container information: 1pcs/gift box, 12pcs/carton
 - 20GP: 2300PCS 40GP: 4300PCS 40HQ: 4600PCS



CHK-CS03

- Unit Size : φ282 x H79mm
 - Actual Power: 2200W
 - Supply Voltage: 220-240V~ 50/60Hz
 - Control: Knob control , 2 red LED
 - Glass size: φ282mm, black color, artwork can be customized
 - Timer: NO
 - Length of Power Cord: 1.2mtr
 - Packaging accessories: User manual, PE bag, inner tray, gift box, carton
 - Net weight: 2.2KG
- Container information: 1pcs/gift box, 8pcs/carton
 - 20GP: 2100PCS 40GP: 4200PCS 40HQ: 4500PCS



CHK-CS06

- Unit Size : W288 x D300 x H77mm
 - Actual Power: 2200W
 - Supply Voltage: 220-240V~ 50/60Hz
 - Control: Touch keys , 4 keys, 8 red LED, 1x three-digit segment display
 - Glass size: 287x287mm, black color, artwork can be customized
 - Timer: YES
 - Length of Power Cord: 1.2mtr
 - Packaging accessories: User manual, PE bag, inner tray, gift box, carton
 - Net weight: 2.2KG
- Container information: 1pcs/gift box, 8pcs/carton
 - 20GP: 2100PCS 40GP: 4200PCS 40HQ: 4500PCS



CHK-CS08

- Unit Size : φ200 x H76mm
 - Actual Power: 800W
 - Supply Voltage: 220-240V~ 50/60Hz
 - Control: Knob control
 - Glass size: φ152.5mm, black color, artwork can be customized
 - Timer: NO
 - Length of Power Cord: 1.2mtr
 - Packaging accessories: User manual, PE bag, inner tray, gift box, carton
 - Net weight: 1.2KG
- Container information: 1pcs/gift box, 12pcs/carton
 - 20GP: 2300PCS 40GP: 4300PCS 40HQ: 4500PCS

LIFTING MULTI-FUNCTION POT



RH-1502

- Product name: Lifting multi-function pot
- Rated voltage: 220-240V~
- Frequency: 50/60Hz
- Rated power: 1500W
- Unit size: W290 x D250 x H246mm
- Capacity: 2.5L
- Preset Cooking Modes: Hot pot, Sugar free rice
- Selling points: Keys for filter
- Lifting: Easy to get the foods in the pot, 5 power levels
- Cook rice with low sugar by lifting the filter
- Load Quantity (20'/40'/40HQ):
- 860PCS/1720PCS/2008PCS



OVEN WITH FRYER



CHK-RD18-01

Product name: Oven with fryer
 Rated voltage: 220-240V-
 Frequency: 50/60Hz
 Rated power: 1600W
 Unit size: W354 x D210 x H300mm
 Capacity: 10L

Selling points:

- (1) . It can be grilled while frying, which can save a lot of cooking time;
- (2) . The upper and lower stainless steel heating tubes have a long service life;
- (3) . Adopt toughened glass door, high-efficiency transparent glass window, explosion-proof and safer;
- (4) . Stylish handle design, ergonomic design, easy to use.

STEAM OVEN



CHK-RC12-01

Product name: Steam oven
 Rated voltage: 220-240V-
 Frequency: 50/60Hz
 Rated power: 1200W
 Unit size: W380 x 367 x 286mm
 Capacity: 15.5L
 Main function: Steam food by water vapor



SMART RICE COOKER

Model: CHK-RR02-01
 Name : Microcomputer touch smart rice cooker
 Rated voltage: 220-240V-
 Frequency: 50/60Hz
 Rated power: 330W
 Capacity : 2L
 Inner pot : T1.5mm Aluminum alloy liner
 Control way : PET Button Operation
 Power cable : 0.8m 3*0.75mm²
 Heating way : Plate heating
 Unit size : W292 x D273.5 x H201.5mm
 Net weight: 2.45KG

Selling points:

- (1) . Microcomputer touch display and knobstepless operation adjustment, convenient and quick;
- (2) . The top glass panel is finely carved and processed;
- (3) . 6 cooking functions, cook rice, claypot rice, cooking porridge, soup, cooking, cake;
- (4) . 24-hour appointment function;
- (5) . Nonstick innertank design, sanitary and convenient to clean



IH SMART RICE COOKER

Model: YF4001/YF3001
 Name : IH smart rice cooker
 Power: 220V 1250W
 Capacity: 4L/3L
 Control way: IMD,Touch operation
 Power cable : 0.8m 3*0.75mm²
 Heating way : IH heating
 Dimension: 4L 280*302*234mm/ 3L 280*302*214mm

Selling points

- (1) . T2.3 mm, 5-layer high-density fine cast iron kettle, high efficiency, Strong heat storage capacity;
- (2) . IH technology: high efficient, energy saving
- (3) . Japan Daikin non-stick coating, food grade and easy cleanin
- (4) . Detachable inner lid, easy cleaning
- (5) . Sensor touch control button, Multi-function: Fast Cooking, Standard Cooking, Porridge, Soup, Cake, Timer, Time Preset, Reheat
- (6) . Accessories: rice ladle, rice measuring cups, power cord



RICE COOKER

Model: PJB50B-2
 Name : Mechanical rice cooker
 Power: 220V 700W
 Capacity: 5L
 Control way : Mechanical
 Power cable : 1.0m 3*0.75mm²
 Heating way : Plate heating

Selling points:

- (1) . With automatic insulation function, keep the temperature at 70+5 C
- (2) . With temperature sensor open circuit, short circuit protection function, dry burning function, pressure switch failure protection function.
- (3) . 201# stainless steel aluminum cover structure

